

# PRODUCT DETAILS



## SHOWER – FLOOR MOUNTED OVERHEAD BRACED (FO-S)



TPI's Floor Mounted Overhead Braced (FO) cubicle is fixed to the floor by an angle or hidden pins, then braced overhead with an aluminium channel making it a solid performer in high-volume environments. The soaring verticals gives it a modern feel, making it at home in destination retail as well as schools and sports facilities.

Rough-house strength, good economy and a contemporary feel all in one.

Mounted directly to the floor, the FO cubicle is constructed using Compact Laminate - guaranteed to perform well wet.

**Available as Supply & Install.**

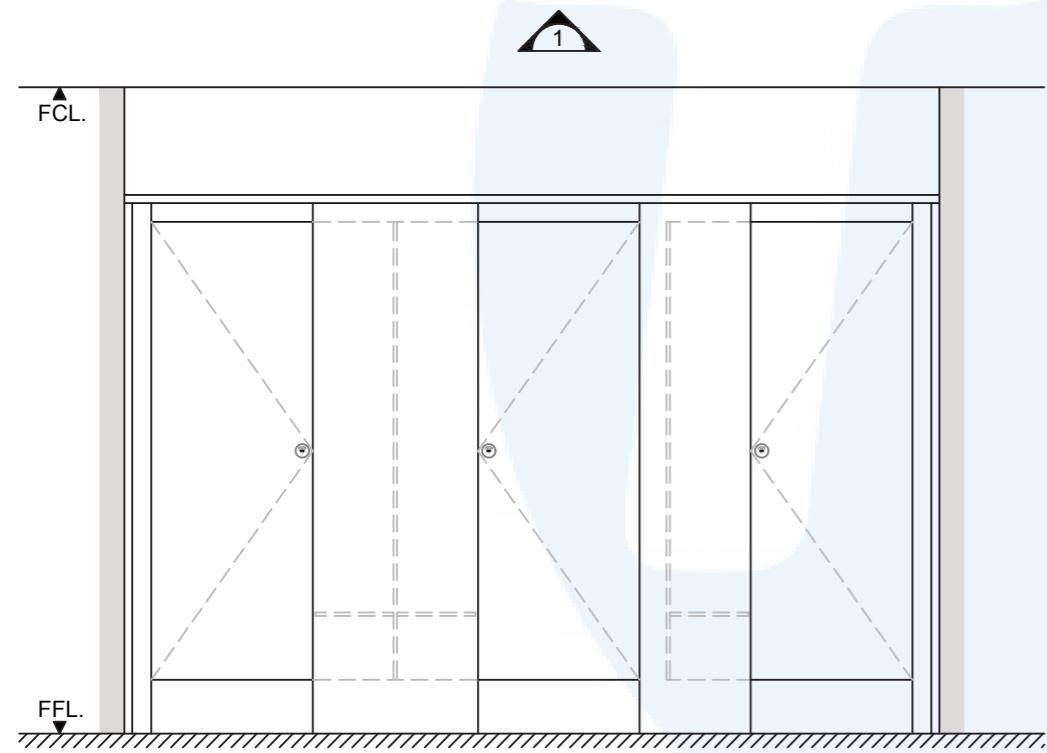
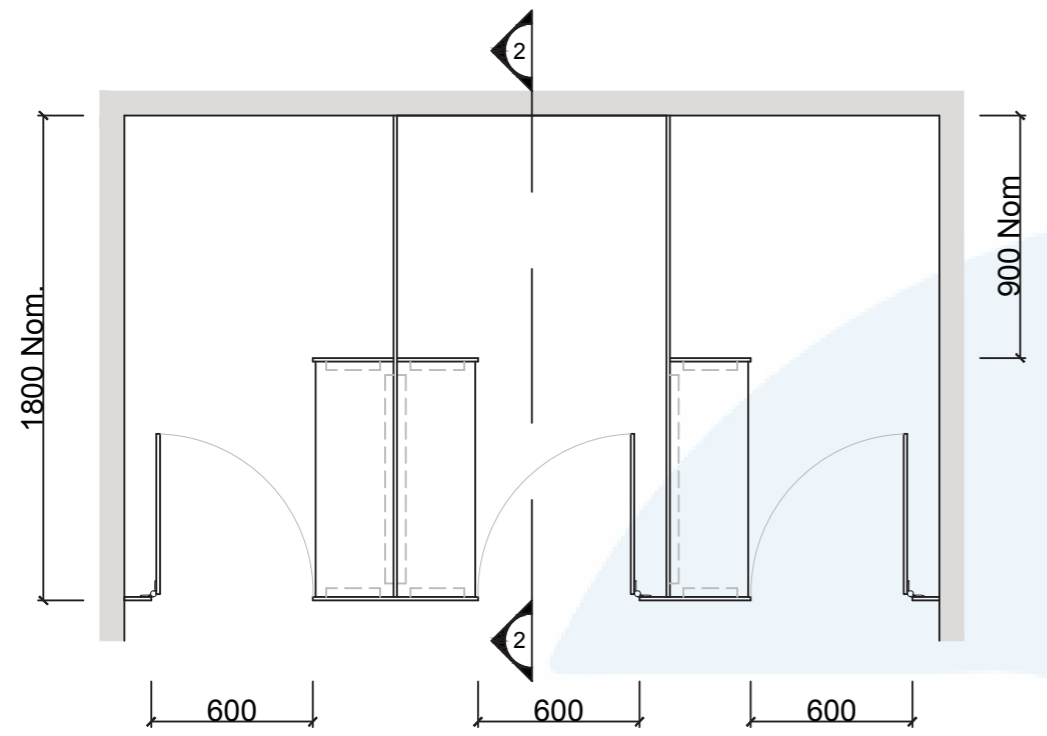
**Available as Supply only.**

### How to Specify TPI's Displayed Configuration

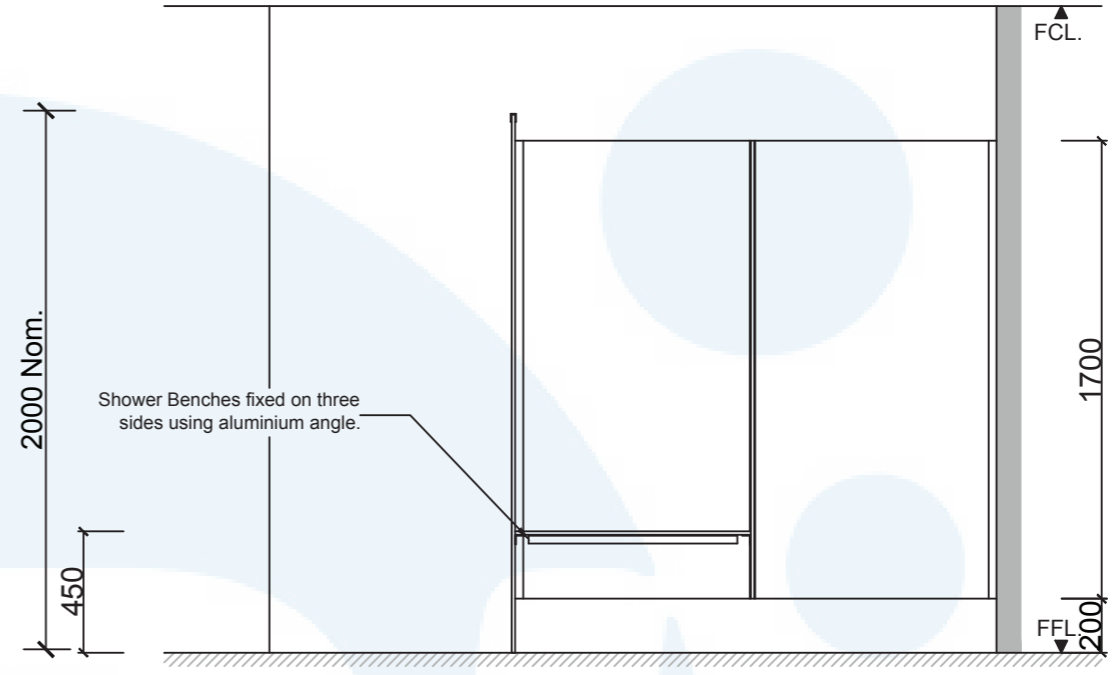
*TPI FO-S-13CL Floor Mounted Overhead Braced Shower with seat/shelf and splash nib in 13mm Compact Laminate. Option with Modulux® Total Privacy Solution. Door Furniture to be Metlam Xcel series. Aluminium to be Square Clear Anodised. Screw fixing.*

### Additional Information

<b>Standard Dimensions</b>	Height: 2010mm (standard) Depth: 1800mm nominal Frontal: 300mm minimum (w) Doors: 1700mm (h) x 595mm (w) – 600mm opening Ambulant Doors: 1700 mm (h) x 720-750mm (w) Shower Seat: 300mm x 900mm nominal Splash Nib: 320mm x 1700mm nominal Floor Clearance: 200mm
<b>Material Options</b>	13mm Compact Laminate 19mm Designboard
<b>Privacy Edge (optional)</b>	TPI's patented Modulux® Total Privacy Solution for the ultimate in cubicle privacy (available only in 13mm Compact Laminate).
<b>Door Furniture</b>	Metlam® Xcel series (standard) Metlam® Xcel series Black (optional) Novas Pinnacle (optional) Novas Ultima (optional) Metlam® 300 (optional)
<b>Aluminium Profile</b>	Square Clear Anodised Square Powdercoated Round Clear Anodised Round Powdercoated



1 FRONT ELEVATION



2 SECTION

SYSTEM

TPI-FO-S: FLOOR MOUNTED & OVERHEAD BRACED - SHOWER

MATERIAL AVAILABILITY

- 13mm Compact Laminate
- 19mm Nuvex Saniboard

NOTES:

ALL FIXINGS SCREWS ARE 304 GRADE STAINLESS STEEL

NOT TO SCALE

ALL DIMENSIONS ARE IN MILLIMETRES. FIGURED DIMENSIONS ARE NOMINAL ONLY. DO NOT SCALE OFF DRAWING. THIS DESIGN IS COPYRIGHT AND MAY NOT BE USED WITHOUT THE WRITTEN PERMISSION OF THE DESIGNER

DRAWING

TPI-FO-S DETAILED DESIGN

ISSUE / REVISION: 03

DWG NO.

TPI-FO-S

DATE DRAWN 27.3.17

DRAWN BY CAP

*Handwritten signature*

