

PRODUCT DETAILS



TOILET CUBICLE – BLADE MOUNTED FREE STANDING (BF)



NOTE: This system can only be installed on a concrete slab.

TPI's BF cubicle draws a simple top line by eliminating the overhead door brace. This extra top space makes the BF an excellent choice for low ceiling rooms. A recommended option for offices and restaurants needing a clean, upmarket tone.

With its stainless steel blade mounts, no panel touches the floor, allowing construction from classic structural board. This opens up a wide range of colours and textures and allows matching with other joinery finishes.

Available as Supply & Install only.

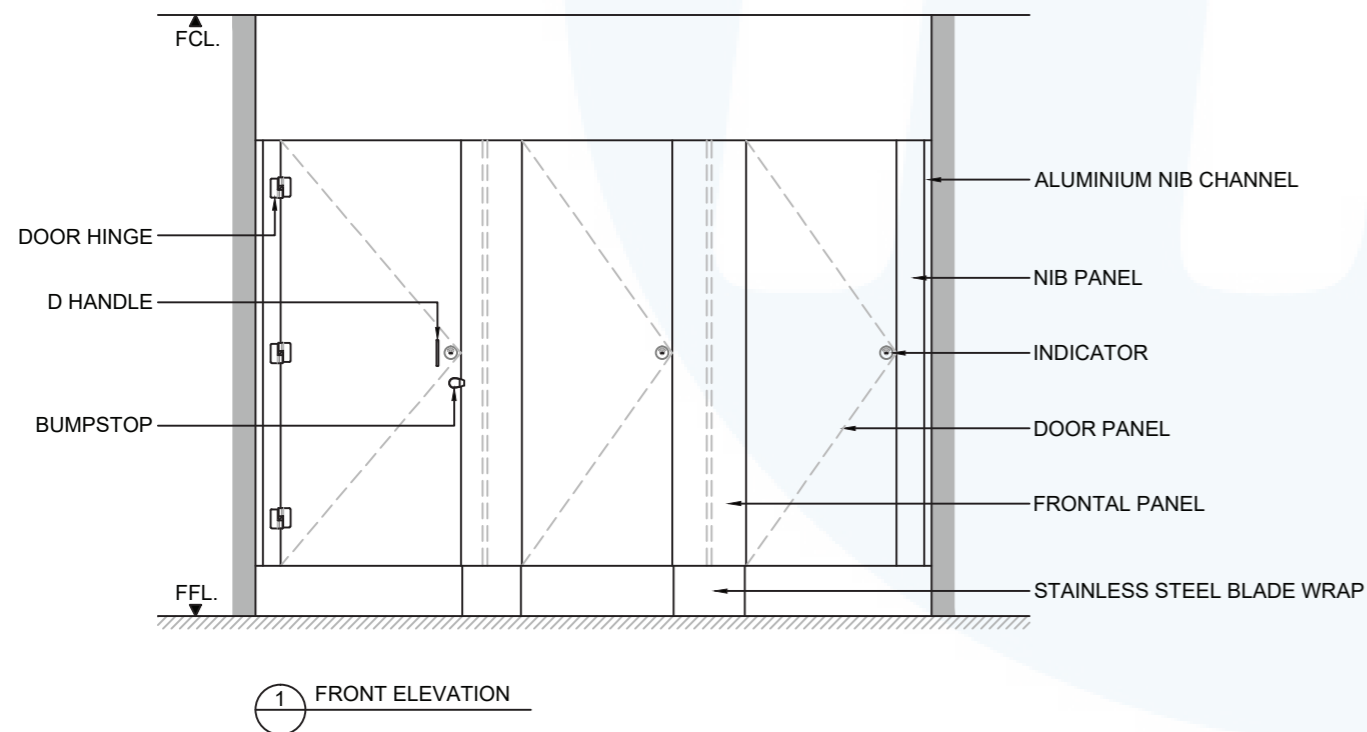
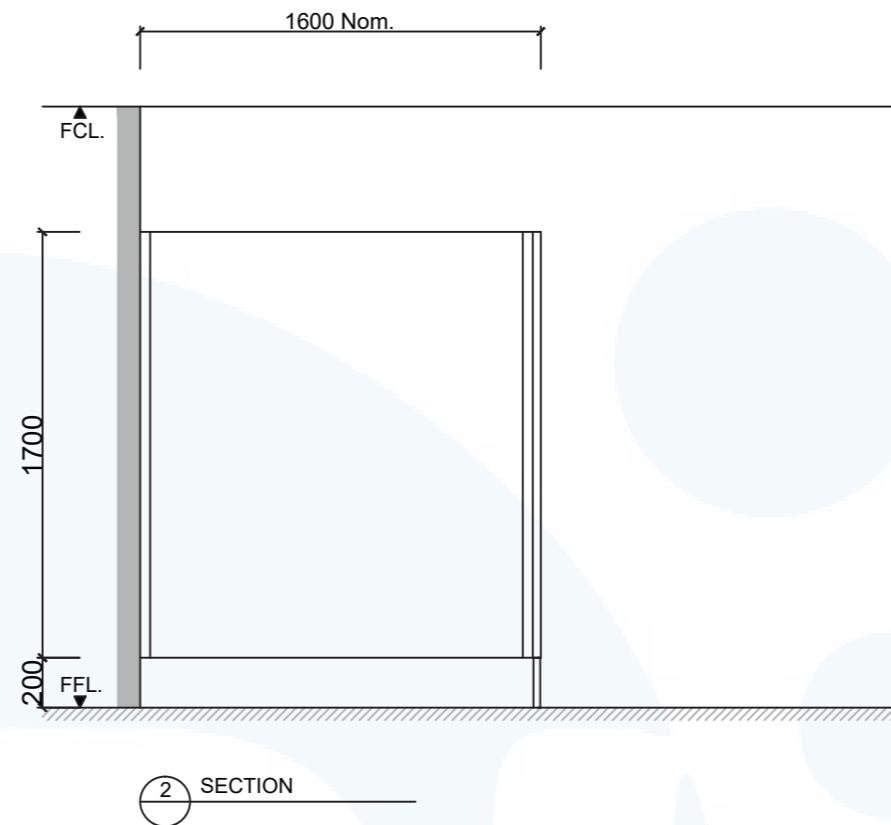
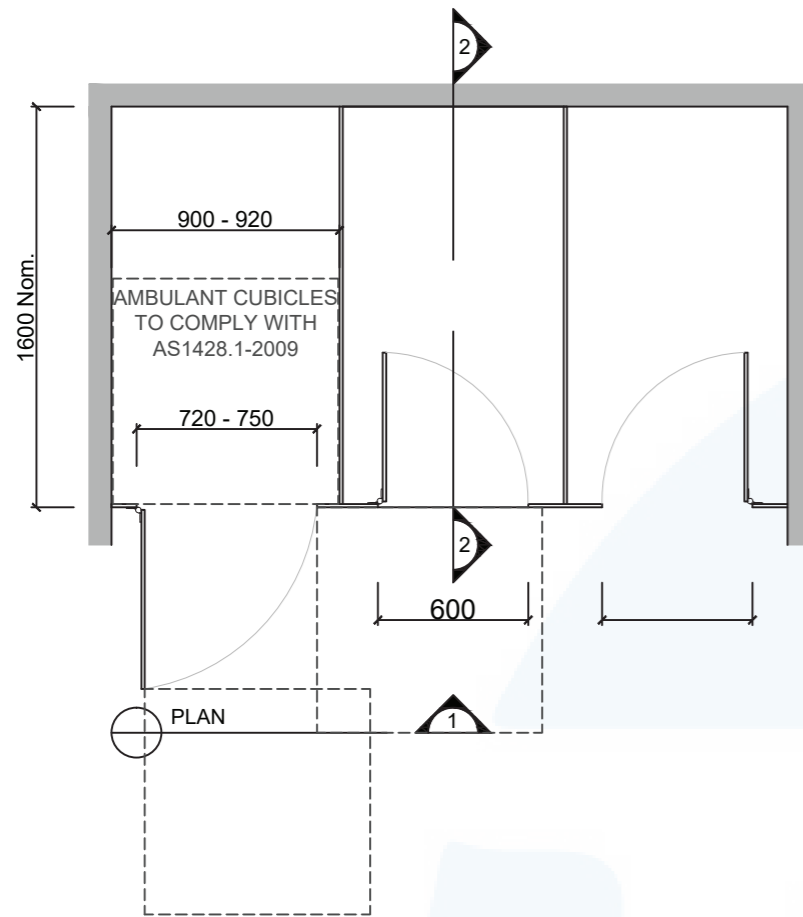
How to Specify TPI's Displayed Configuration

TPI BF33L Blade Mounted Free Standing in 33mm Decorated & 18mm Divisions MR P/Board. Door Furniture to be Metlam® Xcel series. Aluminium to be Square Clear Anodised. Screw fixing.

NOTE: This system can only be installed on a concrete slab.

Additional Information

Standard Dimensions	Height: 1900mm (maximum) Depth: 1600mm nominal Frontal: 220mm minimum (w) for structural integrity Doors: 1700mm (h) x 595mm – 600mm opening Ambulant Doors: 1700mm(h) x 720-750 MM (w) Floor Clearance: 200mm
Material Options	33mm Decorated MR P/Board 18mm Board (divisions only)
Door Furniture	Metlam® Xcel series (standard) Metlam® Designer Series Black (optional) Novas Pinnacle (optional) Metlam® 300 (optional) Allgood Modric (optional 33mm board only)
Aluminium Profile	Square Clear Anodised Square Powdercoated



**NOTE: This system can only be installed on a concrete slab.
Max system height 1900mm high.**

SYSTEM

TPI-BF: BLADE MOUNTED FREE STANDING

MATERIAL AVAILABILITY

- 32mm Laminated MR MDF w/ 18mm Divisions

NOTES:

ALL FIXINGS SCREWS ARE 304 GRADE STAINLESS STEEL

NOT TO SCALE

ALL DIMENSIONS ARE IN MILLIMETRES. FIGURED DIMENSIONS ARE NOMINAL ONLY. DO NOT SCALE OFF DRAWING. THIS DESIGN IS COPYRIGHT AND MAY NOT BE USED WITHOUT THE WRITTEN PERMISSION OF THE DESIGNER

DRAWING

TPI-BF DETAILED DESIGN

ISSUE / REVISION: 02

DWG NO.

TPI-BF

DATE DRAWN 10.5.16

DRAWN BY PB

APPROVED BY:

MGS

