

# Toilet/Shower Partition U-Fix Quote Form






Environmentally sustainable  
Uncompromising quality  
Innovative design

Customer Name:	
Job Name:	
Delivery Address:	
Contact Name:	
Phone Number:	
Email Address:	

Room Name:		
Male:	<input type="checkbox"/>	Female: <input type="checkbox"/>
Account Customer:	Yes	No
ABN:		

**DRAWINGS MUST BE PROVIDED WITH EVERY QUOTE FORM. IT CAN BE ARCHITECTURAL OR HAND DRAWN PLANS. BEFORE ANY ORDER CAN BE PLACED, OVERALL SIZES, COLOUR, AND THIS QUOTE FORM COMPLETED HAVE TO BE SUBMITTED.**

## SYSTEM OF CUBICLE (SELECT ONE)

 <input type="checkbox"/>	 <input type="checkbox"/>	 <input type="checkbox"/>
PO - Pedestal Mounted, Overhead Braced	FO - Floor Mounted, Overhead Braced	BO - Blade Mounted, Overhead Braced

## MATERIAL (SELECT ONE)

 <input type="checkbox"/>	 <input type="checkbox"/>
13mm Compact Laminate (Waterproof) (PO, FO, BO)	18mm Decorated Particle Board (Moisture Resistant) (PO, BO)

## COLOURS (FILL OUT BELOW) (Laminex, Polytex, Wilsonart)

Partition Colour:		Door Colour:	
-------------------	--	--------------	--

## DOOR FURNITURE (SELECT ONE)

 <input type="checkbox"/> - Satin Chrome <input type="checkbox"/> - Black (Designer Series) Option 1 - Metlam® Xcel series	 <input type="checkbox"/> Option 2 - Novas Pinnacle
---	---


## ALUMINIUM FINISH (SELECT ONE)

<input type="checkbox"/> - Clear Anodised	<input type="checkbox"/> - Black Satin	<input type="checkbox"/> - White Satin
---	--	--

<b>DOOR HINGES</b> <input type="checkbox"/> - Right Hand <input type="checkbox"/> - Left Hand	<b>DOOR SWING</b> <input type="checkbox"/> - Inwards <input type="checkbox"/> - Outwards	<b>DOOR RESTING POSITION</b> <input type="checkbox"/> - Open Assist <input type="checkbox"/> - Close Assist
--	---	--

**NOTE: Handing is determined from the inside of the cubicle. Looking at the back of the door, a right hand kit has the hinge on the right hand side and a left hand kit has the hinge on the left hand side.**

<b>NUMBER OF CUBICLES</b>	<b>ARE THERE AMBULANT CUBICLES?</b> <input type="checkbox"/> - Yes <input type="checkbox"/> - No	<b>Modulux® Privacy Edging</b> <input type="checkbox"/> - Yes <input type="checkbox"/> - No
---------------------------	---	--

<b>Additional Info:</b>	

**DRAWINGS MUST BE PROVIDED WITH EVERY QUOTE FORM. IT CAN BE ARCHITECTURAL OR HAND DRAWN PLANS. BEFORE ANY ORDER CAN BE PLACED, OVERALL SIZES, COLOUR, AND THIS QUOTE FORM COMPLETED HAVE TO BE SUBMITTED.**

To contact TPI about any queries please call us on **02 9709 6501** and a Sales Estimator will be able to assist you with your needs. For quotes or orders please email [info@tpi.net.au](mailto:info@tpi.net.au) or fax to **02 9709 6641**.