

PRODUCT DETAILS



TOILET CUBICLE – RECESSED PEDESTAL CEILING FIXED (RC)



An original TPI design, the RC has recessed, hidden, single-pedestal-mounts anchoring it to the floor. This allows the RC to 'float'. Overhead the cubicle connects to the ceiling. With both top and bottom fixings the RC cubicle is solid making its light, floating design suitable for high traffic areas, even with a heavier XL door. Airy in appearance yet robust and suitable for any setting. A cleaners dream.

The RC cubicle is manufactured in all materials (except stone) and sits on a 150mm pedestal mount.

Available as Supply & Install only.

How to Specify TPI's Recommended Configuration

TPI RC13CL Recessed pedestal Ceiling fixed in 13mm Compact Laminate. Pedestal to be 150mm Aluminium leg. Door Furniture to be Metlam Xcel series. Aluminium to be Square Clear Anodised. Screw fixing.

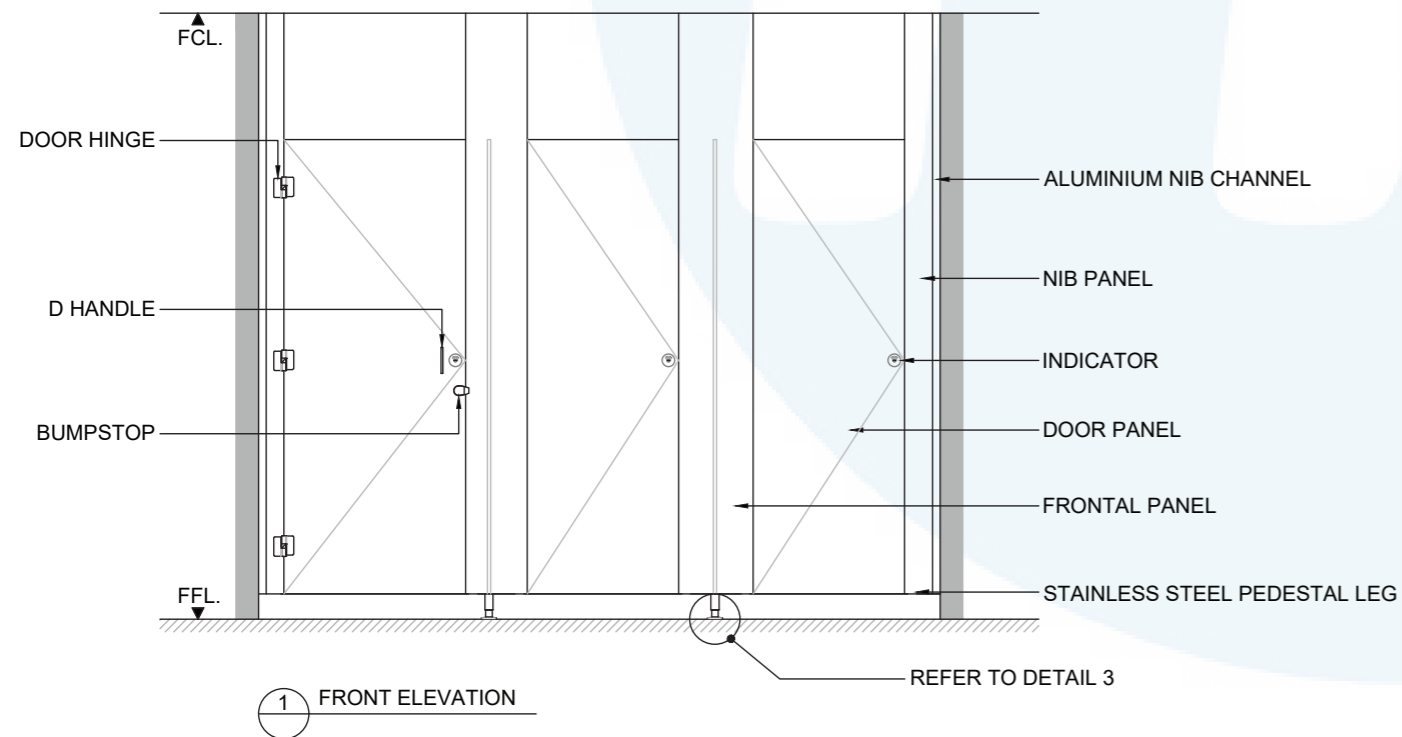
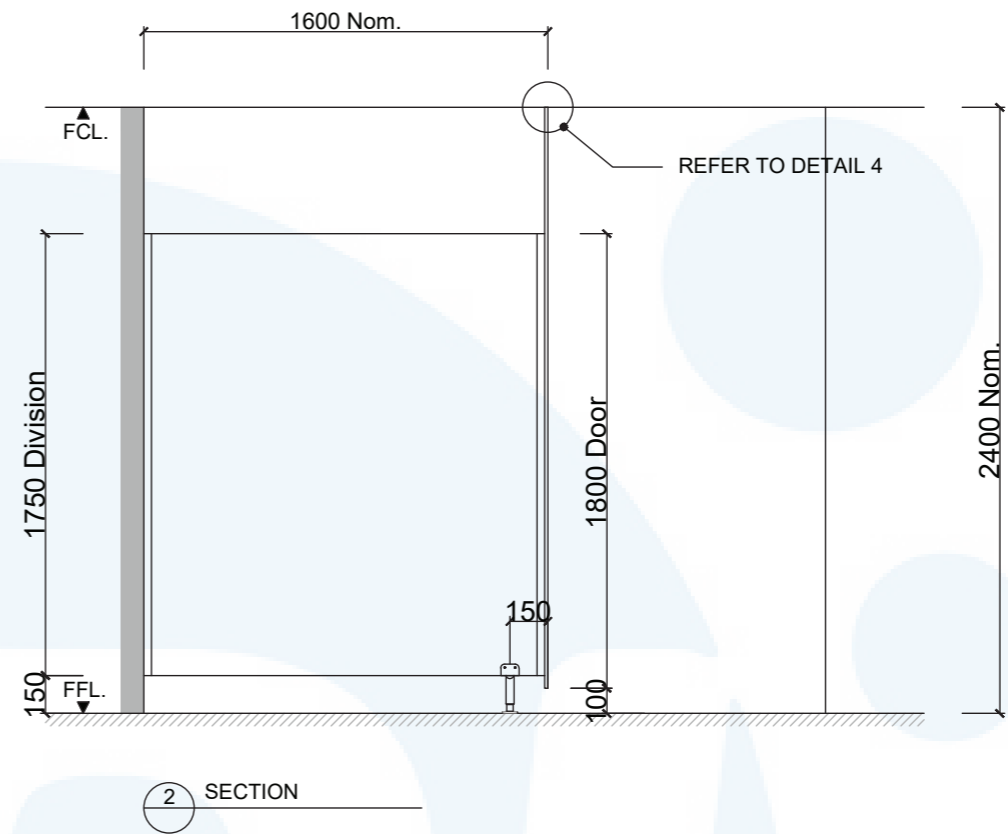
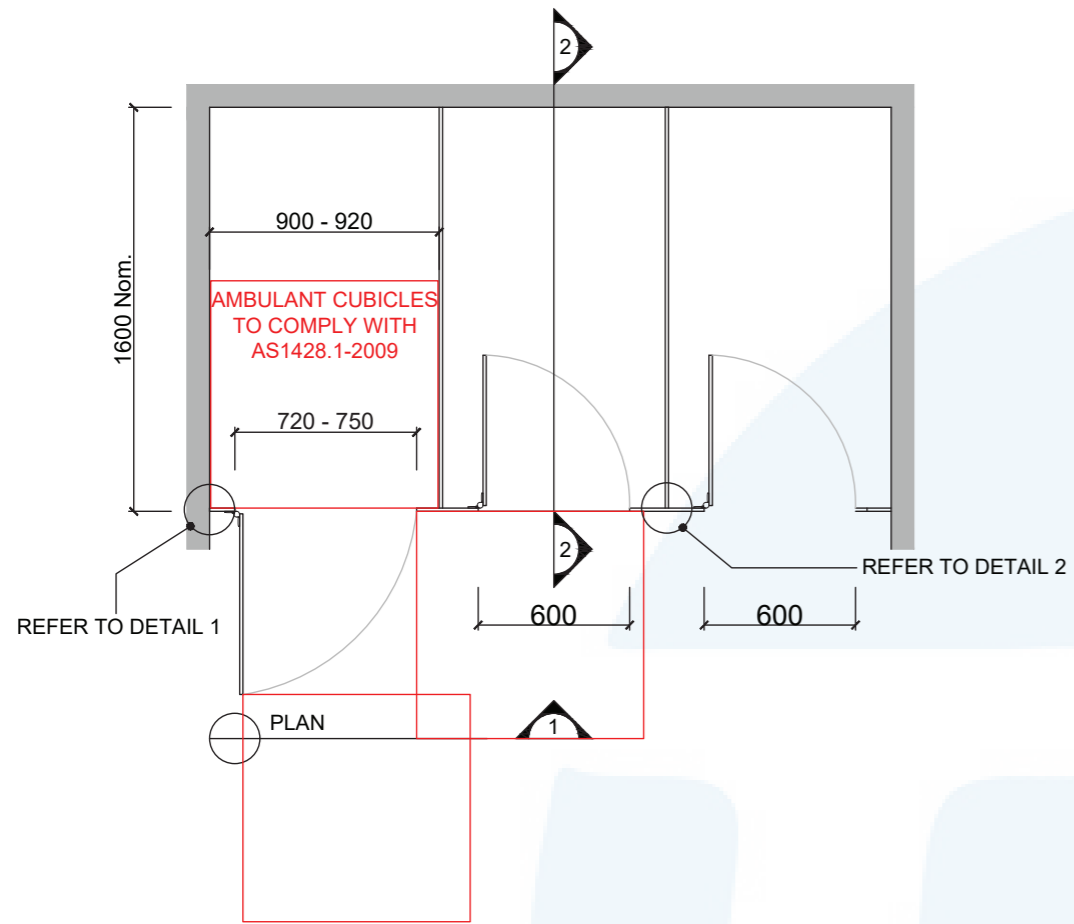


Additional Information

Standard Dimensions	Height: Up to 3000mm maxium Depth: 1600mm nominal Frontal: 200mm minimum (w) Doors: 1800mm (h) x 595mm (w) – 600mm opening Ambulant Doors: 1800 (h) x 730-750mm (w) Floor Clearance: 100mm
Ceiling Fixing	RCa – Angle Fixed (fixings discreet) RCo – Continuous Channel (aluminium channel visible at ceiling joint)
Material Options	13mm Compact Laminate 18mm Decorated HMR P/Board Colour
Pedestal Leg	Custom 150mm Aluminium leg (d 38mm)
Door Furniture	Metlam® Xcel series (standard) Metlam® Designer Series Black (optional) Novas Pinnacle (optional) Metlam® 300 (optional) Allgood Modric (optional 33mm board only)
Aluminium Profile	Square Clear Anodised Square Powdercoated
XL Door Option	Available with 13mm Compact Laminate only. With XL doors as close as 55mm to the ceiling and 20mm off the floor, the RC XL Door Option creates a wall of texture and colour showcasing materials while creating maximum privacy.

A Division of Toilet Partition Industries Pty Ltd ABN 51 075 780 371

Head office: 123 Eldridge Rd Condell Park NSW 2200 Postal: PO Box 383 Condell Park NSW 2200
Phone: 02 9709 6501 or 1300 400 711 Fax: 02 9709 6641 E-mail: info@tpi.net.au www.tpi.net.au
Australia Wide | New Zealand | Singapore | China, Hong Kong, Macau.



SYSTEM

TPI-RC: RECESSED PEDESTAL MOUNTED & CEILING FIXED

MATERIAL AVAILABILITY

- 13mm Compact Laminate
- 18mm Laminated MR MDF
- 18mm Timber Veneer
- 19mm Nuvox Saniboard
- 32mm Laminated MR MDF w/ 18mm Divisions
- 32mm Timber Veneer w/ 18mm Divisions

NOTES:

ALL FIXINGS SCREWS ARE 304 GRADE STAINLESS STEEL

NOT TO SCALE

ALL DIMENSIONS ARE IN MILLIMETRES. FIGURED DIMENSIONS ARE NOMINAL ONLY. DO NOT SCALE OFF DRAWING. THIS DESIGN IS COPYRIGHT AND MAY NOT BE USED WITHOUT THE WRITTEN PERMISSION OF THE DESIGNER

DRAWING

TPI-RC DETAILED DESIGN

ISSUE / REVISION: 00

DWG NO.

TPI-RC

DATE DRAWN 23.2.22

DRAWN BY AW

APPROVED BY:

MGS

