

# PRODUCT DETAILS



## TOILET CUBICLE – CHILDCARE CUBICLES (CC)



Toilet Partition Industry's Childcare Cubicles design is hard-wearing, waterproof and comes in a rainbow of 13mm Compact Laminate colours.

Designed specifically for the early learning environment, it provides visual privacy for little users amongst their peers while allowing supervision by adult carers when necessary. Rounded edges provide a safe and friendly profile for little hands.

**Available as Supply & Install**

### How to Specify TPI's Recommended Configuration

*TPI CC13CL Childcare Cubicle. 13mm Compact Laminate. Door Furniture to be Metlam Xcel series. Aluminium to be Square Clear Anodised. Screw Fixing.*

### Additional Information

<b>Standard Dimensions</b>	Height: 1300mm (standard) Depth: 1350mm nominal Frontal: 130mm minimum (w) for structural integrity Doors: 1100mm (h) x 600mm (w) – 600mm opening Floor Clearance: 200mm
<b>Material Options</b>	13mm Compact Laminate
<b>Door Furniture</b>	Metlam® Xcel series (standard) Metlam® Designer Series Black (optional) Novas Pinnacle (optional) Metlam® 300 (optional)
<b>Aluminium Profile</b>	Square Clear Anodised Square Powdercoated

AMENDMENTS		
REV	DATE	DESCRIPTION
00	18.07.2018	SYSTEM DESIGN DRAWING

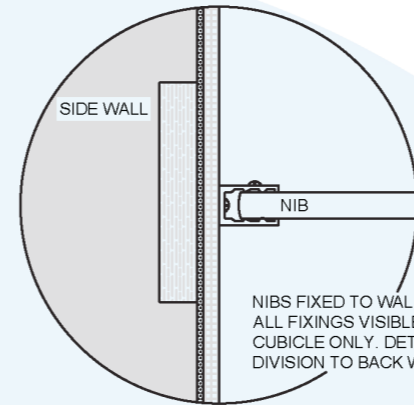
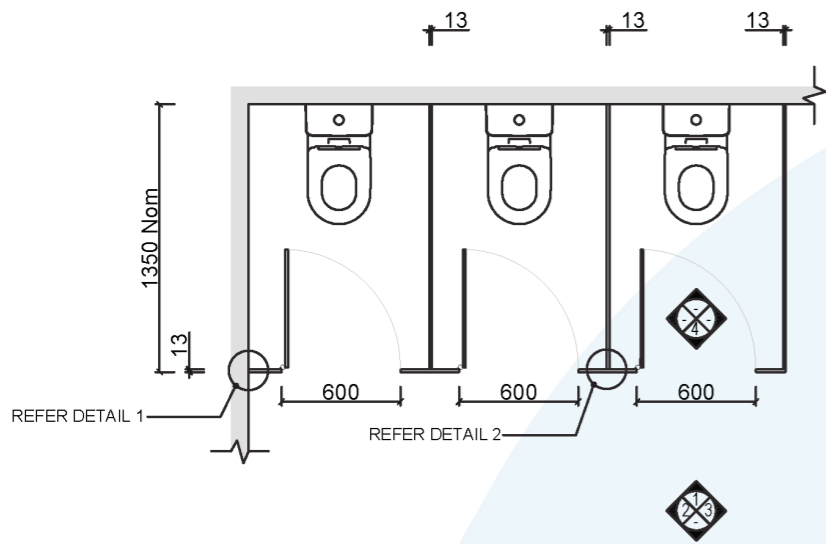
SYSTEM:  
CHILDCARE PARTITIONS

MATERIAL OPTIONS:

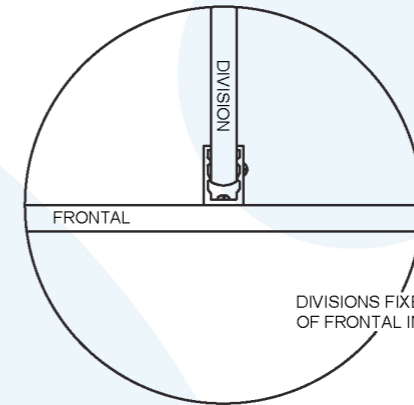
- 13MM COMPACT LAMINATE

NOTES:

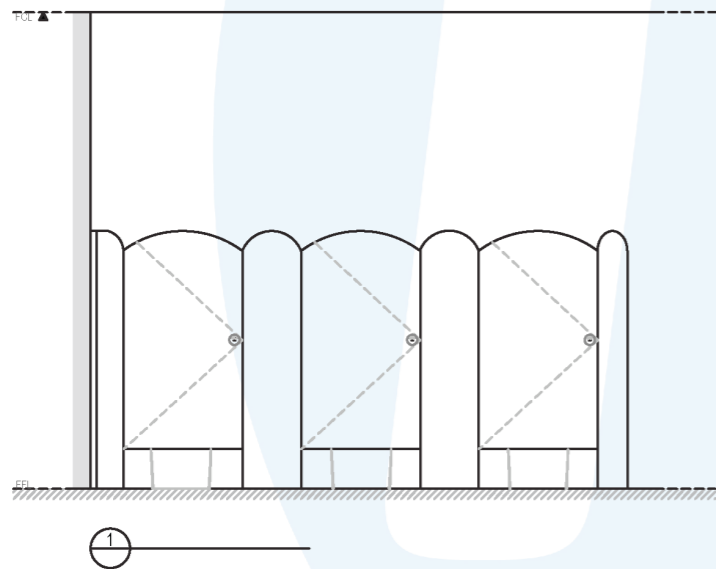
- THIS DESIGN DRAWING BASED ON 13MM COMPACT LAMINATE
- ALL DIMENSIONS ARE IN MILLIMETERS.
- FIGURED DIMENSIONS ARE NOMINAL ONLY.
- DO NOT SCALE.
- THIS DESIGN DRAWING IS COPYRIGHT AND MAY NOT BE USED WITHOUT THE WRITTEN PERMISSION OF THE DESIGNER
- PANS SHOWN IN THIS DRAWING ARE FOR REFERENCE ONLY; SIZES, LOCATIONS AND STYLES MAY DIFFER ON SITE.
- 730MM DOOR TO SUIT 700MM CLEAR OPENING FOR 13MM, 18MM & 19MM MATERIAL OPTIONS, 750MM DOOR REQUIRED FOR 32/33MM MATERIAL OPTIONS TO SUIT AS1428.1-2009
- EXTERNAL AMBULANT CIRCULATION SPACES IS THE RESPONSIBILITY OF THE BUILDER
- SUITABLE WALL FIXINGS MUST BE PROVIDED BY BUILDER
- HARDWARE AND ALUMINIUM OPTIONS, SEE WEBSITE



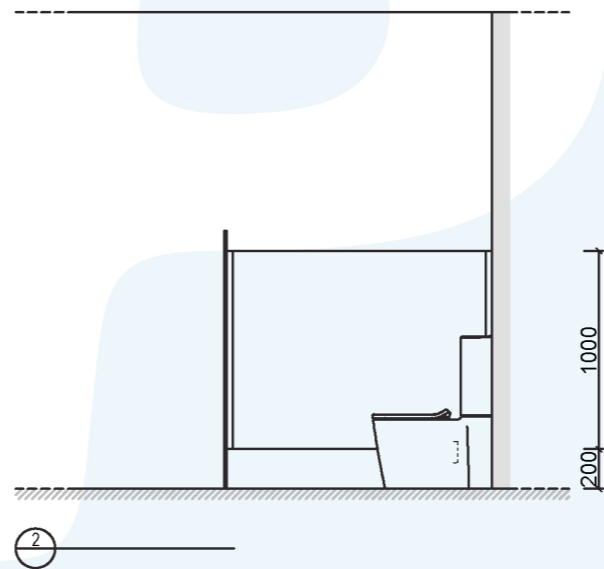
DETAIL 1



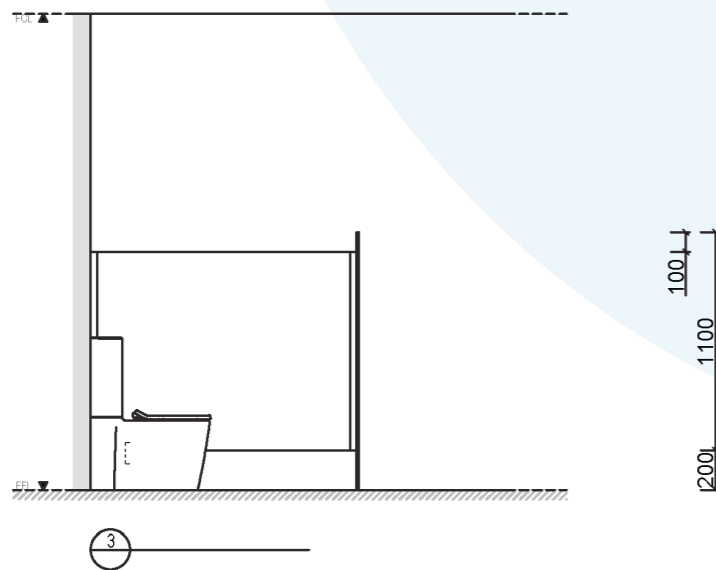
DETAIL 2



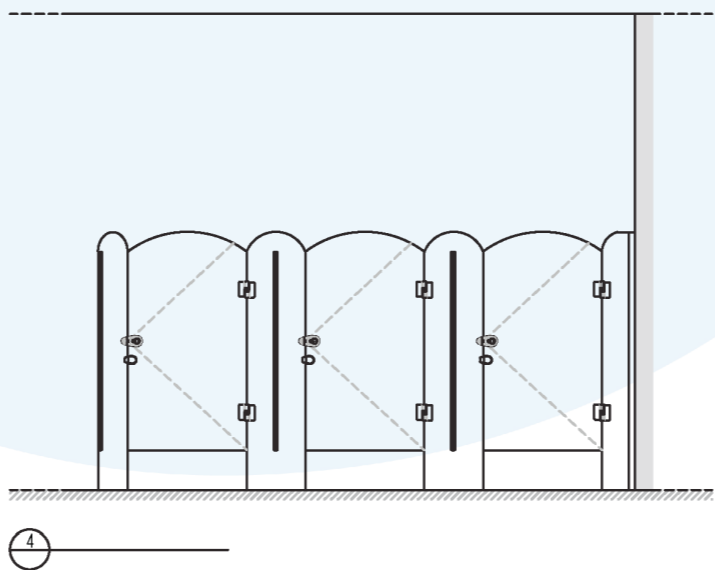
1



2



3



4



1300 400 711  
www.tpi.net.au

ORIGINAL SCALE @ A3		DATE	
NOT TO SCALE		18.7.2018	
DRAWN BY	DESIGN VERIFIED	APPROVED	DM CHECK
PB	MB	MS	-

APPROVED BY:

*M OS*

DRAWING NUMBER	REV
TPI-CC-00	00