

PRODUCT DETAILS



SHOWER – FLOOR MOUNTED FREE STANDING (FF-S)



A highly resolved design with a simple shape that sits well in any room. The FF is the dinner suit of cubicles. Quiet lines, great in a row, its minimalism makes the FF a strong contender for briefs requiring prestige.

Secret-fixed to the floor with a clean overhead line incorporating flush T joins allows the FF to create a single structural element in a room. This allows your choice of materials to come to the fore, whether that's dark oak, engineered stone or colour.

Recommended by TPI for prestige applications, Floor Mounted, Free Standing cubicles can be built economically, to great effect, in Compact Laminate.

Available as Supply & Install only.

How to Specify TPI's Recommended Configuration

TPI FO-S-13CL Floor Mounted Overhead Braced Shower with seat/shelf and splash nib in 13mm Compact Laminate. With Modulux® Total Privacy Solution. Door Furniture to be Metlam Xcel series. Aluminium to be Square Clear Anodised. Screw fixing.

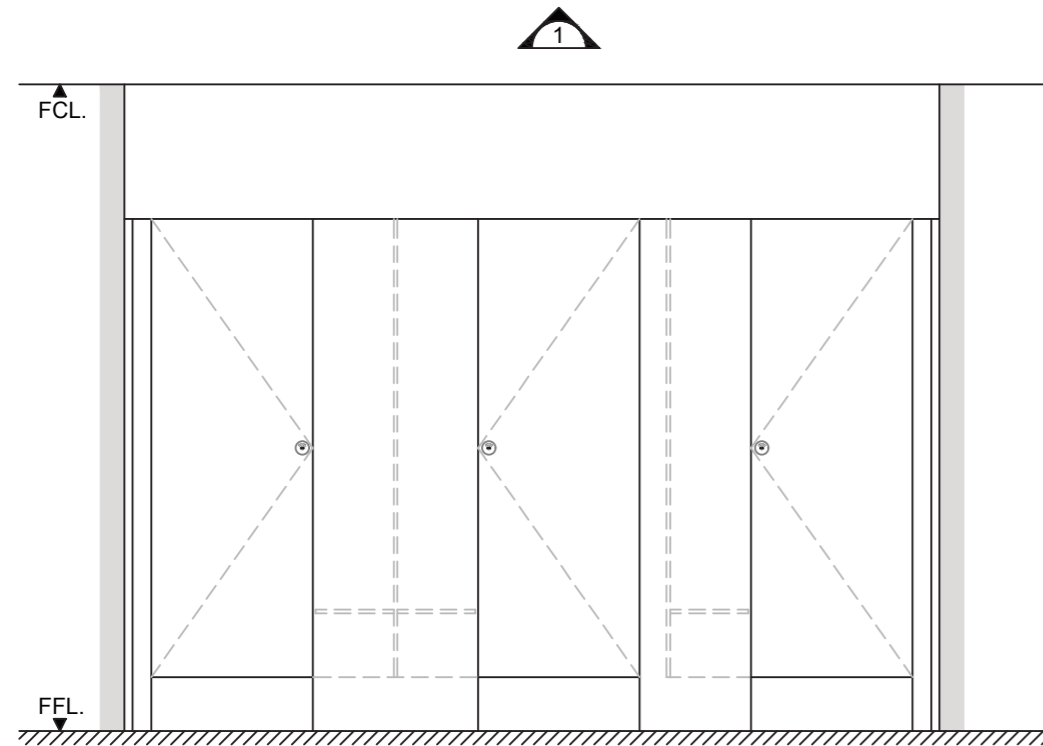
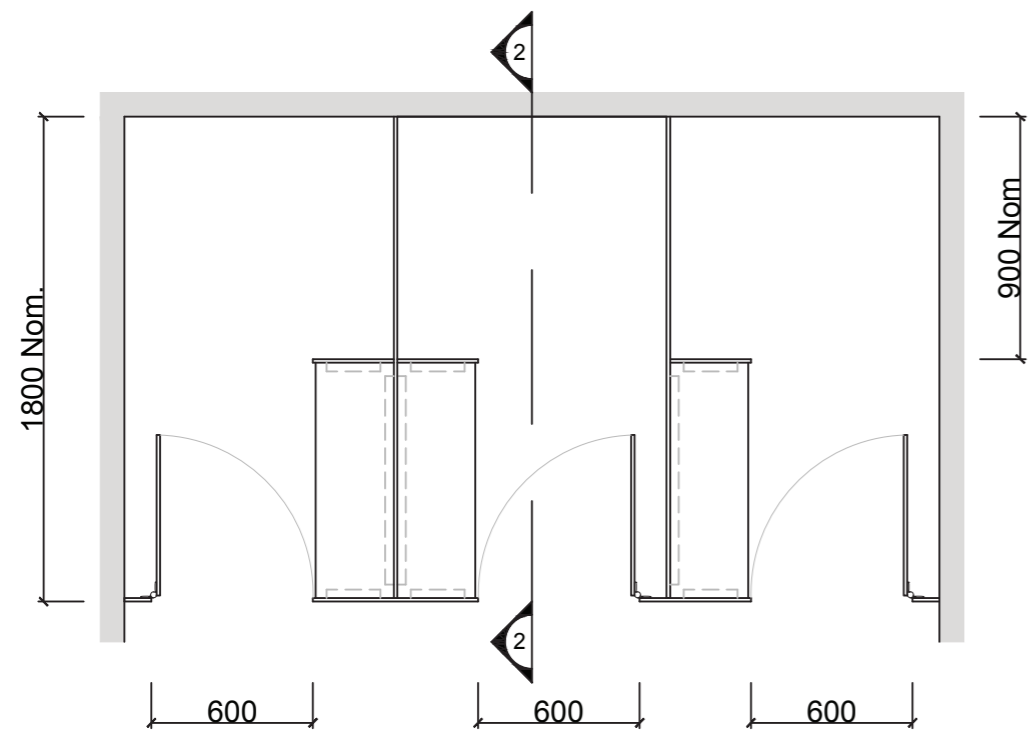
NOTE: This system can only be installed on a concrete slab.

Additional Information

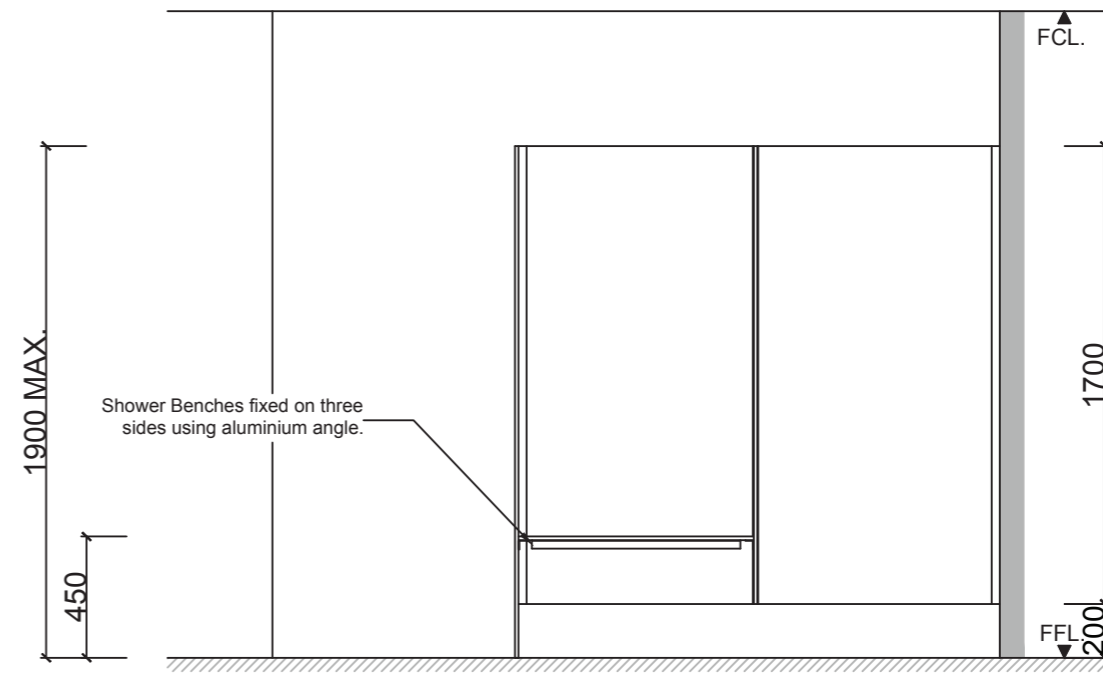
Standard Dimensions	Height: 1900mm maximum Depth: 1800mm nominal Frontal: 300mm minimum (w) Doors: 1700mm (h) x 595mm (w) – 600mm opening Ambulant Doors: 1700 mm (h) x 720-750mm (w) Shower Seat: 300mm x 900mm nominal Splash Nib: 300mm x 1700mm nominal Floor Clearance: 200mm
Material Options	13mm Compact Laminate
Privacy Edge (optional)	TPI's patented Modulux® Total Privacy Solution for the ultimate in cubicle privacy (available only in 13mm Compact Laminate).
Door Furniture	Metlam® Xcel series (standard) Metlam® Xcel series Black (optional) Novas Pinnacle (optional) Novas Ultima (optional) Metlam® 300 (optional)
Aluminium Profile	Square Clear Anodised Square Powdercoated

A Division of Toilet Partition Industries Pty Ltd ABN 51 075 780 371

Head office: 123 Eldridge Rd Condell Park NSW 2200 Postal: PO Box 383 Condell Park NSW 2200
Phone: 02 9709 6501 or 1300 400 711 Fax: 02 9709 6641 E-mail: info@tpi.net.au www.tpi.net.au
Australia Wide | New Zealand | Singapore | China, Hong Kong, Macau.



1 FRONT ELEVATION



2 SECTION

SYSTEM

TPI-FF-S: FLOOR MOUNTED & FREE STANDING - SHOWER

MATERIAL AVAILABILITY

- 13mm Compact Laminate

NOTES:

ALL FIXINGS SCREWS ARE 304 GRADE STAINLESS STEEL

NOT TO SCALE

ALL DIMENSIONS ARE IN MILLIMETRES. FIGURED DIMENSIONS ARE NOMINAL ONLY. DO NOT SCALE OFF DRAWING. THIS DESIGN IS COPYRIGHT AND MAY NOT BE USED WITHOUT THE WRITTEN PERMISSION OF THE DESIGNER

DRAWING

TPI-FF-S DETAILED DESIGN

ISSUE / REVISION: 03

DWG NO.

TPI-FF-S

DATE DRAWN 17.5.17

DRAWN BY CAP

MGS

