

PRODUCT DETAILS



TOILET CUBICLE – FLOOR MOUNTED CEILING FIXED (FC)



FC-A ANGLE FIXED
(CEILING FIXINGS DISCREET)



FC-O CHANNEL FIXED
(ALUMINIUM AT CEILING JOINT)

The FC is one of the sturdiest systems TPI offers. Anchored by a single frontal running from floor to ceiling, with no panel or hardware joints, it's durability makes it eminently suited to weathering the daily bumps and knocks of a high volume environment. When the FC goes up it stays up.

The system's simple mounting gives the FC an elegant minimalism lifting it above mere utility. If you require a robust, high volume cubicle that sits apart from a standard public toilet aesthetic, the FC is for you.

The FC is anchored directly to the floor so only available in our compact laminate. The FC is a favourite within TPI's classic, performance and prestige ranges.

Available as Supply & Install.

Available as Supply only.

How to Specify TPI's Recommended Configuration

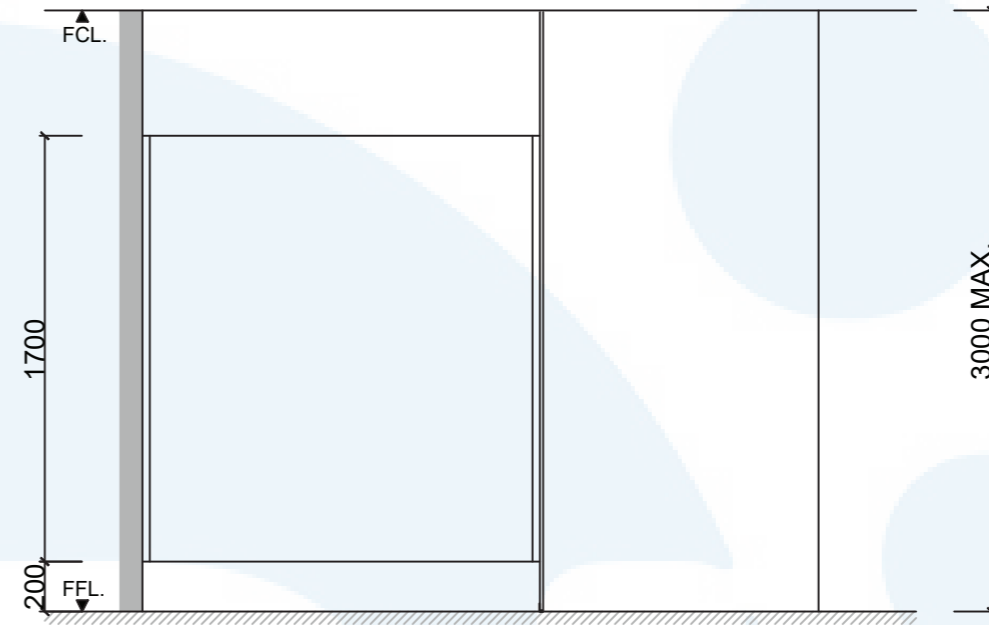
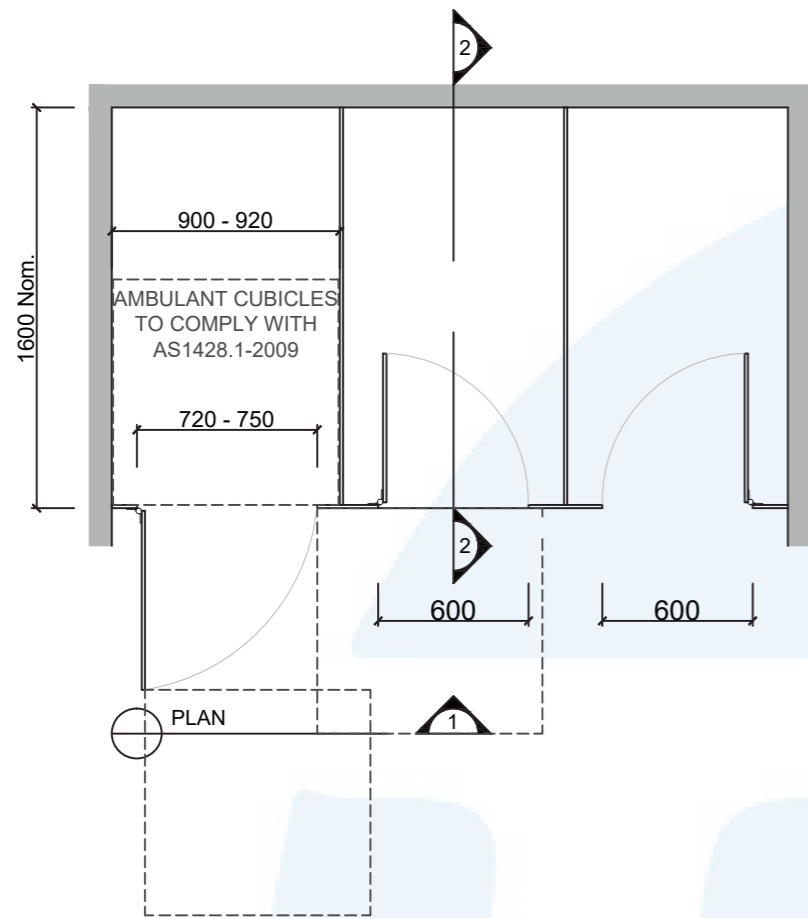
TPI FC13CL Floor Mounted Ceiling Fixed in 13mm Compact Laminate. With Modulux® Total Privacy Solution. Door Furniture to be Metlam Xcel series. Aluminium to be Square Clear Anodised. Screw fixing.

Additional Information

Standard Dimensions	Height: Max. Up to 3000mm maximum Depth: 1600mm nominal Frontal: 200mm minimum (w) Doors: 1700mm (h) x 595mm (w) – 600mm opening Ambulant Doors: 1700mm (h) x 720-750mm (w) Floor Clearance: 200mm
Ceiling Fixing	FCa – Angle Fixed (fixings discreet) FCo – Continuous Channel (aluminium channel visible at ceiling joint)
Material Options	13mm Compact Laminate 18mm Timber Veneer (door only) 19mm Nuvex (doors only)
Privacy Edge (optional)	TPI's patented Modulux® Total Privacy Solution for the ultimate in cubicle privacy (available only on 13mm Compact Laminate).
Door Furniture	Metlam® Xcel series (standard) Metlam® Designer Series Black (optional) Novas Pinnacle (optional) Metlam® 300 (optional)
Aluminium Profile	Square Clear Anodised Square Powdercoated

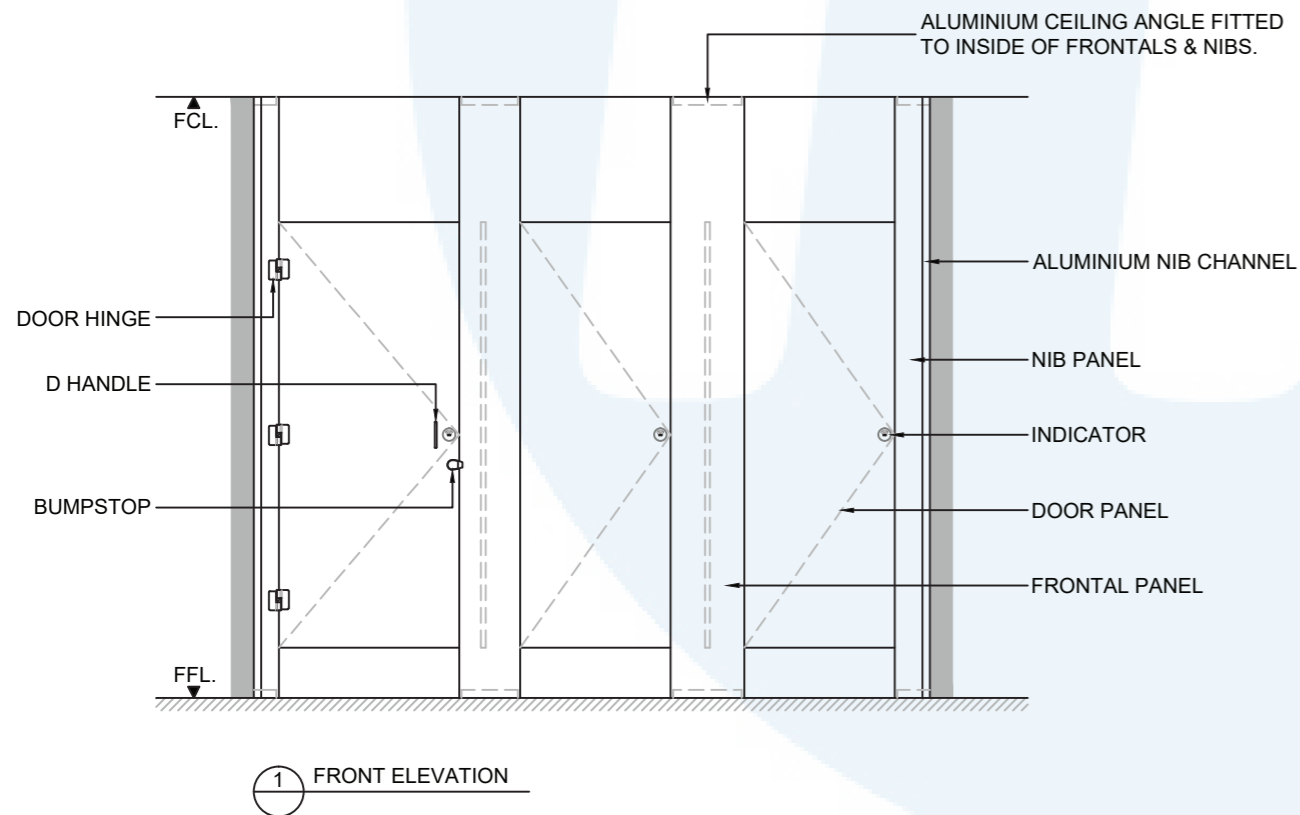
A Division of Toilet Partition Industries Pty Ltd ABN 51 075 780 371

Head office: 123 Eldridge Rd Condell Park NSW 2200 Postal: PO Box 383 Condell Park NSW 2200
Phone: 02 9709 6501 or 1300 400 711 Fax: 02 9709 6641 E-mail: info@tpi.net.au www.tpi.net.au
Australia Wide | New Zealand | Singapore | China, Hong Kong, Macau.



2 SECTION

GRID CEILINGS MUST BE CHANNEL FIXED ONLY



SYSTEM

TPI-FCa: FLOOR MOUNTED
CEILING FIXED

MATERIAL AVAILABILITY

- 13mm Compact Laminate

NOTES:

ALL FIXINGS SCREWS ARE 304
GRADE STAINLESS STEEL

NOT TO SCALE

ALL DIMENSIONS ARE IN
MILLIMETRES.
FIGURED DIMENSIONS ARE
NOMINAL ONLY. DO NOT SCALE
OFF DRAWING. THIS DESIGN IS
COPYRIGHT AND MAY NOT BE
USED WITHOUT THE WRITTEN
PERMISSION OF THE DESIGNER

DRAWING

TPI-FCa DETAILED DESIGN

ISSUE / REVISION: 02

DWG NO.

TPI-FCa

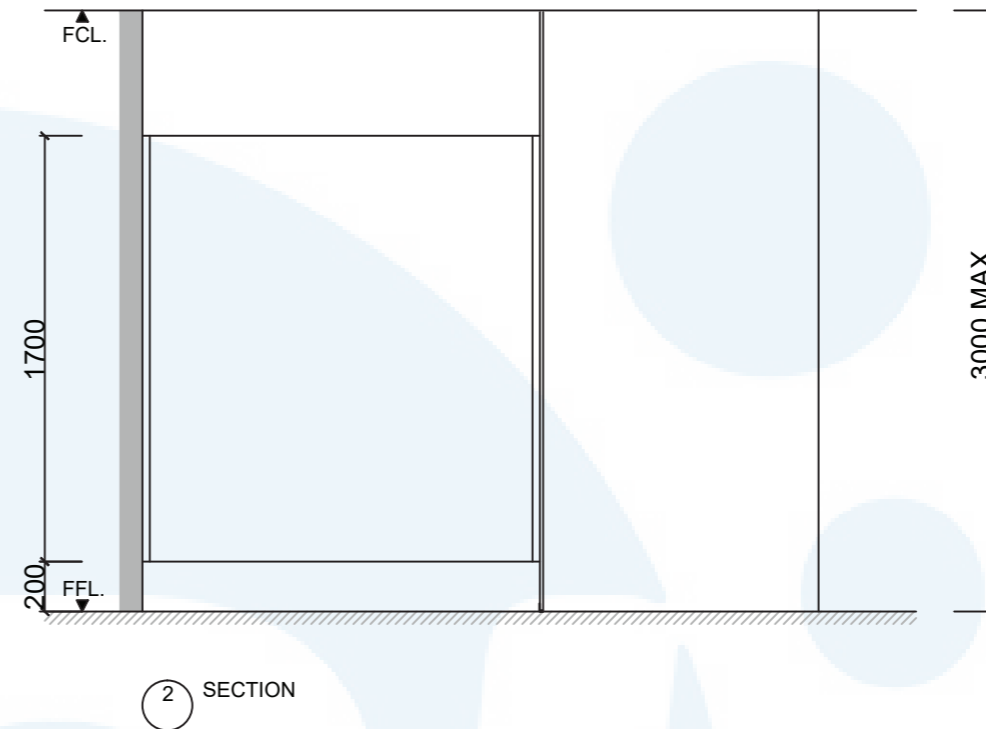
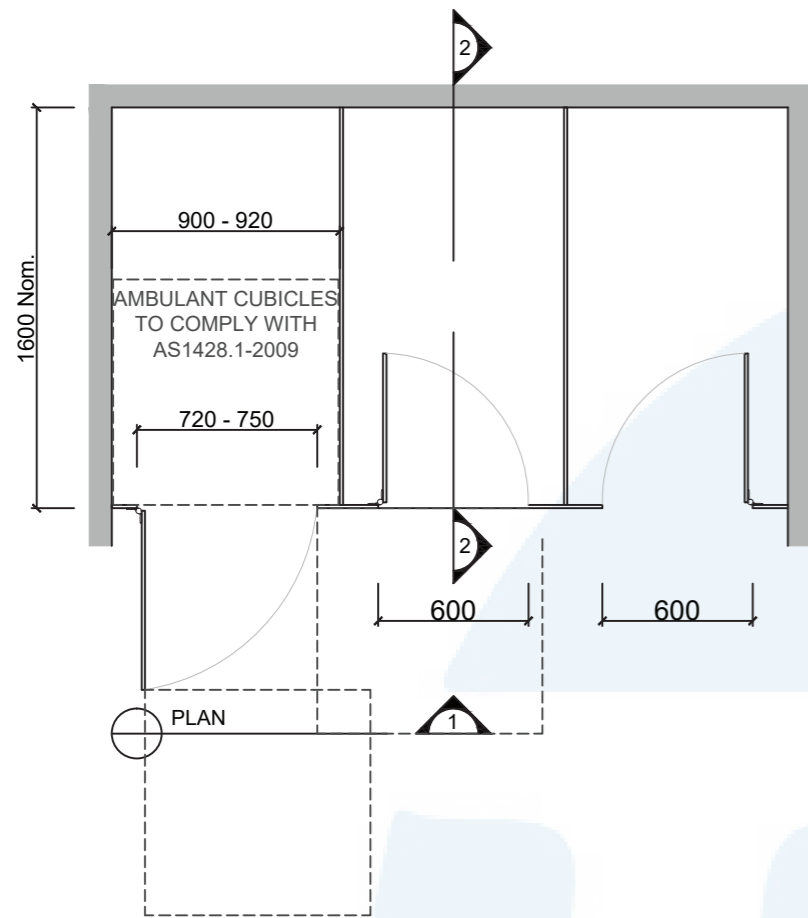
DATE DRAWN 10.5.16

DRAWN BY PB

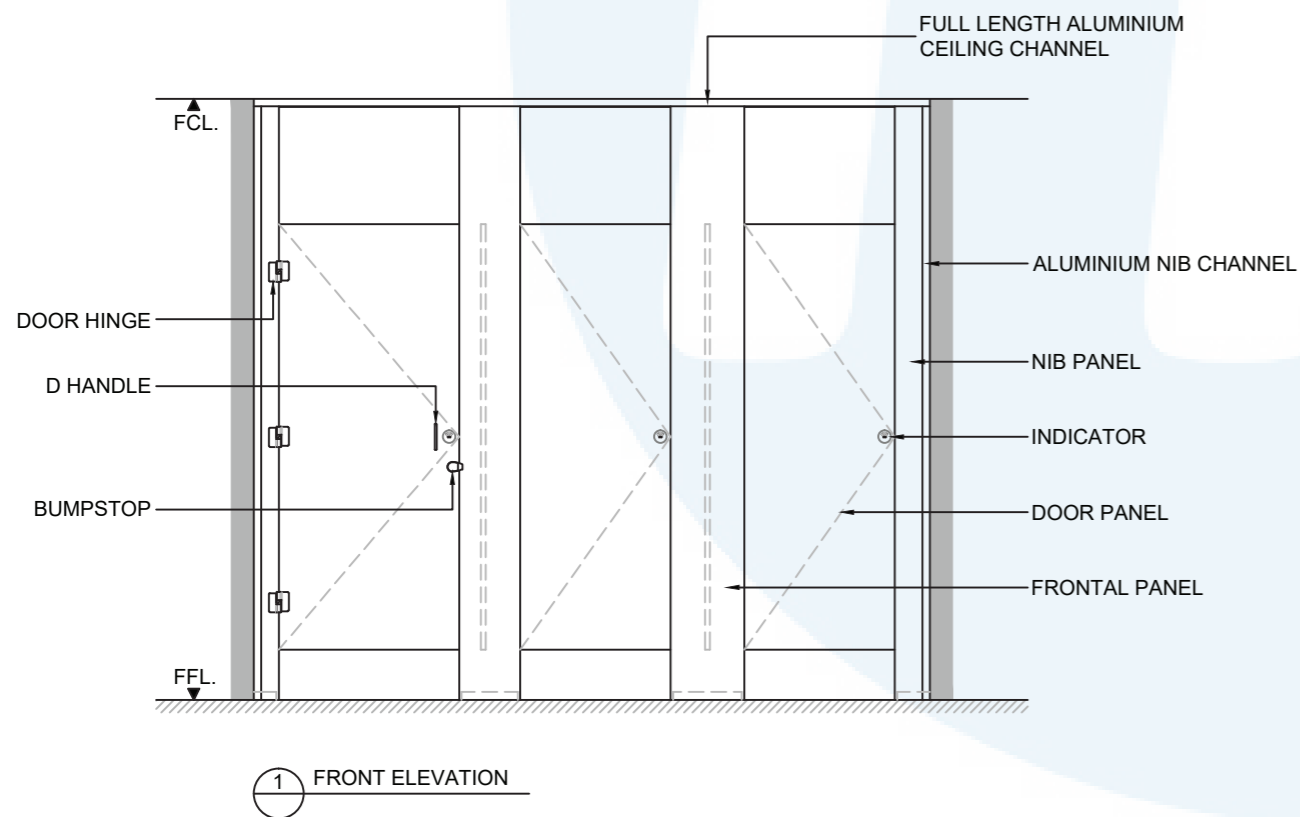
APPROVED BY:

MGS





GRID CEILINGS MUST BE CHANNEL FIXED ONLY



SYSTEM

TPI-FCo-S: FLOOR MOUNTED CEILING FIXED W/ FULL LENGTH CEILING CHANNEL

MATERIAL AVAILABILITY

- 13mm Compact Laminate

NOTES:

ALL FIXINGS SCREWS ARE 304 GRADE STAINLESS STEEL

NOT TO SCALE

ALL DIMENSIONS ARE IN MILLIMETRES.
FIGURED DIMENSIONS ARE NOMINAL ONLY. DO NOT SCALE OFF DRAWING. THIS DESIGN IS COPYRIGHT AND MAY NOT BE USED WITHOUT THE WRITTEN PERMISSION OF THE DESIGNER

DRAWING

TPI-FCo DETAILED DESIGN

ISSUE / REVISION: 02

DWG NO.

TPI-FCo

DATE DRAWN 10.5.16

DRAWN BY PB

APPROVED BY:

MGS

