

PRODUCT DETAILS



TOILET CUBICLE – PEDESTAL MOUNTED OVERHEAD BRACED (PO)



The PO is an enduring classic, the VW beetle of cubicles. Strong, time tested and economical. The PO cubicle is the lowest cost design in every material used. The PO is found everywhere from Antarctica to Circular Quay. Functional, easy-to-clean with retro appeal. It's a crowd-pleaser.

Available as Supply & Install

Available as Supply only

How to Specify TPI's Recommended Configuration

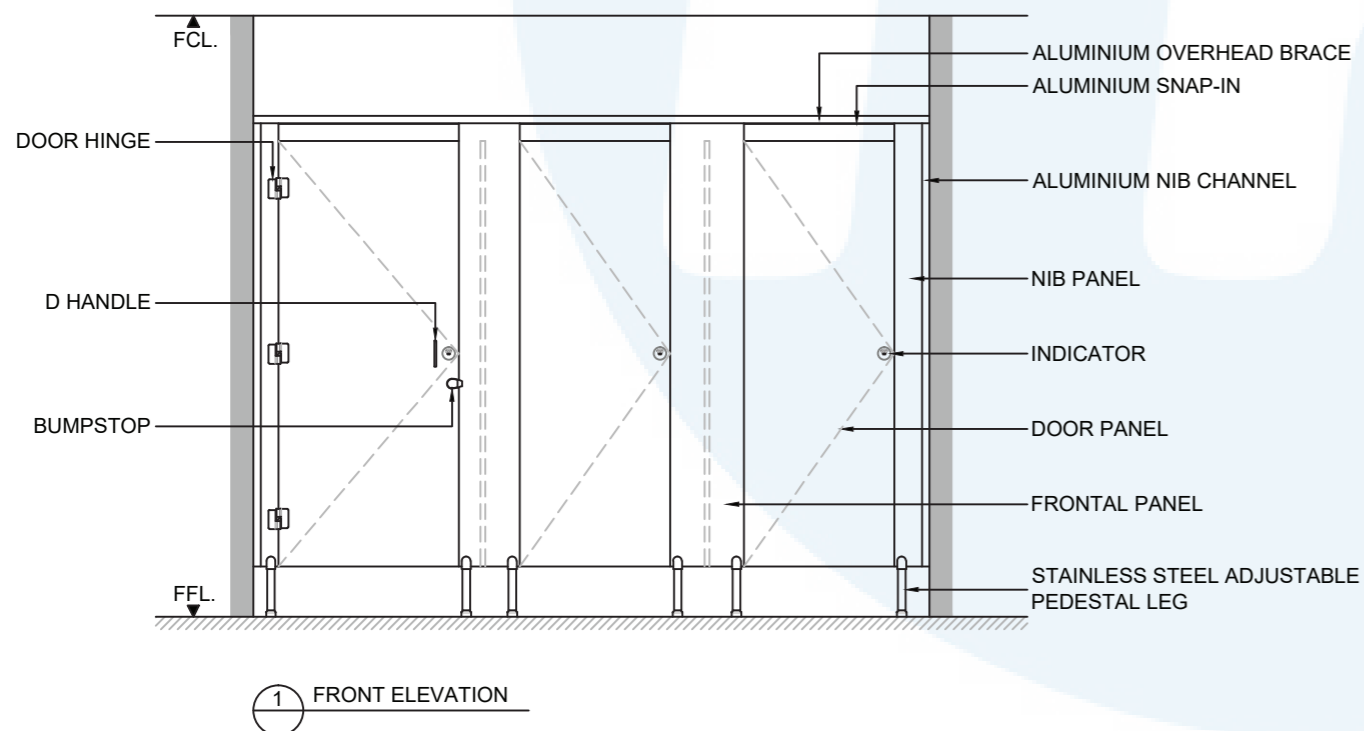

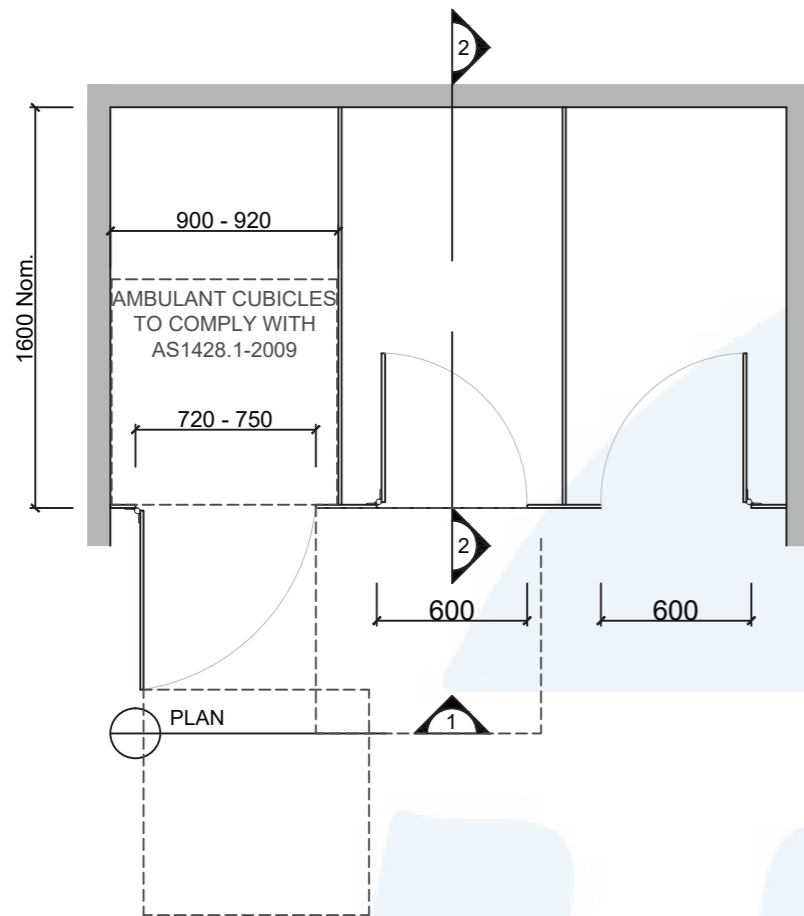
TPI PO13CL Pedestal mounted Overhead braced. 13mm Compact Laminate. Pedestal to be 200mm Aluminium leg. With Modulux® Total Privacy Solution. Door Furniture to be Metlam Xcel series. Aluminium to be Square Clear Anodised. Screw Fixing.

Additional Information

Standard Dimensions	Height: 2000mm (standard) Depth: 1600mm nominal Frontal: 200mm minimum (w) for structural integrity Doors: 1700mm (h) x 595mm (w) – 600mm opening Ambulant Doors: 1700 (h) x 720-750mm (w) Floor Clearance: 200mm
Material Options	13mm Compact Laminate 18mm Decorated HMR P/Board 33mm Decorated HMR P/Board with 18mm divisions 19mm Nuvex 19mm Design Board 18mm Timber Veneer 32mm Timber Veneer with 18mm divisions
Pedestal Legs	100mm Aluminium leg (d 32mm) Standard 200mm Stainless Steel leg (d 32mm)
Privacy Edge (optional)	TPI's patented Modulux® Total Privacy Solution for the ultimate in cubicle privacy (available only on 13mm Compact Laminate).
Door Furniture	Metlam® Xcel series (standard) Metlam® Designer Series Black (optional) Novas Pinnacle (optional) Metlam® 300 (optional) Allgood Modric (optional 33mm board only)
Aluminium Profile	Square Clear Anodised Square Powdercoated Round Clear Anodised Round Powdercoated

A Division of Toilet Partition Industries Pty Ltd ABN 51 075 780 371

Head office: 123 Eldridge Rd Condell Park NSW 2200 Postal: PO Box 383 Condell Park NSW 2200
Phone: 02 9709 6501 or 1300 400 711 Fax: 02 9709 6641 E-mail: info@tpi.net.au www.tpi.net.au
Australia Wide | New Zealand | Singapore | China, Hong Kong, Macau.



SYSTEM

TPI-PO: PEDESTAL MOUNTED & OVERHEAD BRACED

MATERIAL AVAILABILITY

- 13mm Compact Laminate
- 18mm Laminated MR MDF
- 18mm Timber Veneer
- 19mm Nuvox Saniboard
- 32mm Laminated MR MDF w/ 18mm Divisions
- 32mm Timber Veneer w/ 18mm Divisions

NOTES:

ALL FIXINGS SCREWS ARE 304 GRADE STAINLESS STEEL

NOT TO SCALE

ALL DIMENSIONS ARE IN MILLIMETRES. FIGURED DIMENSIONS ARE NOMINAL ONLY. DO NOT SCALE OFF DRAWING. THIS DESIGN IS COPYRIGHT AND MAY NOT BE USED WITHOUT THE WRITTEN PERMISSION OF THE DESIGNER

DRAWING

TPI-PO DETAILED DESIGN

ISSUE / REVISION: 02

DWG NO.

TPI-PO

DATE DRAWN 10.5.16

DRAWN BY PB

APPROVED BY:

MGS

