

# PRODUCT DETAILS



## TOILET CUBICLE – FULL HEIGHT (FH) NEW



FH-A ANGLE FIXED  
(CEILING FIXINGS DISCREET)



FH-O CHANNEL FIXED  
(ALUMINIUM AT CEILING JOINT)

The FH Full Height partition system is the perfect system for complete cubicle privacy. The FH system has floor to ceiling panels and doors with clearances of 20mm FFL and 55mm FCL. The 55mm clearance at the top of the doors allows the lift off hinges to function in case of emergency. The FH partition system is the next best thing to an individual room but at a fraction of the cost.

The FH Full Height partition system is the perfect option for unisex cubicles and it complies with the NCC(BCA) 2015 F2.5(a)(i) requirements for unisex facilities. Enhanced privacy and security can be delivered by adding TPI's Modulux Total Privacy Solution which completely eliminates the door gaps.

The FH is anchored directly to the floor and therefore is only available in our waterproof materials: economical compact laminate and prestige polished stone.

Available as Supply & Install only.

### How to Specify TPI's Recommended Configuration

*TPI FHa13CL Full height in 13mm compact laminate. With Modulux® Total Privacy Solution. Door Furniture to be Metlam Xcel series. Aluminium to be Square Clear Anodised. Screw fixing.*

### Additional Information

<b>Standard Dimensions</b>	Height: Up to 3000mm maximum Depth: 1600mm nominal Frontal: 200mm minimum (w) Doors: Full height with 20mm off FFL & 55mm off FCL x 595mm (w) – 600mm opening Ambulant Doors: Full height with 20mm off FFL & 55mm off FCL x 720-750mm (w) – 700mm Min. opening
<b>Ceiling Fixing</b>	FHa – Angle Fixed (fixings discreet) FHo – Continuous Channel (aluminium channel visible at ceiling joint)
<b>Material Options</b>	13mm Compact Laminate 20mm Stone 12mm Laminated Acrylic (door only)
<b>Privacy Edge (optional)</b>	TPI's patented Modulux® Total Privacy Solution for the ultimate in cubicle privacy (available only in 13mm Compact Laminate and 12mm Laminated Acrylic doors).
<b>Door Furniture</b>	Metlam® Xcel series (standard) Metlam® Xcel series Black (optional) Novas Pinnacle (optional) Novas Ultima (optional) Metlam® 300 (optional)
<b>Aluminium Profile</b>	Square Clear Anodised Square Powdercoated

A Division of Toilet Partition Industries Pty Ltd ABN 51 075 780 371

Head office: 123 Eldridge Rd Condell Park NSW 2200 Postal: PO Box 383 Condell Park NSW 2200  
Phone: 02 9709 6501 or 1300 400 711 Fax: 02 9709 6641 E-mail: info@tpi.net.au www.tpi.net.au  
Australia Wide | New Zealand | Singapore | China, Hong Kong, Macau.

MATERIAL AVAILABILITY

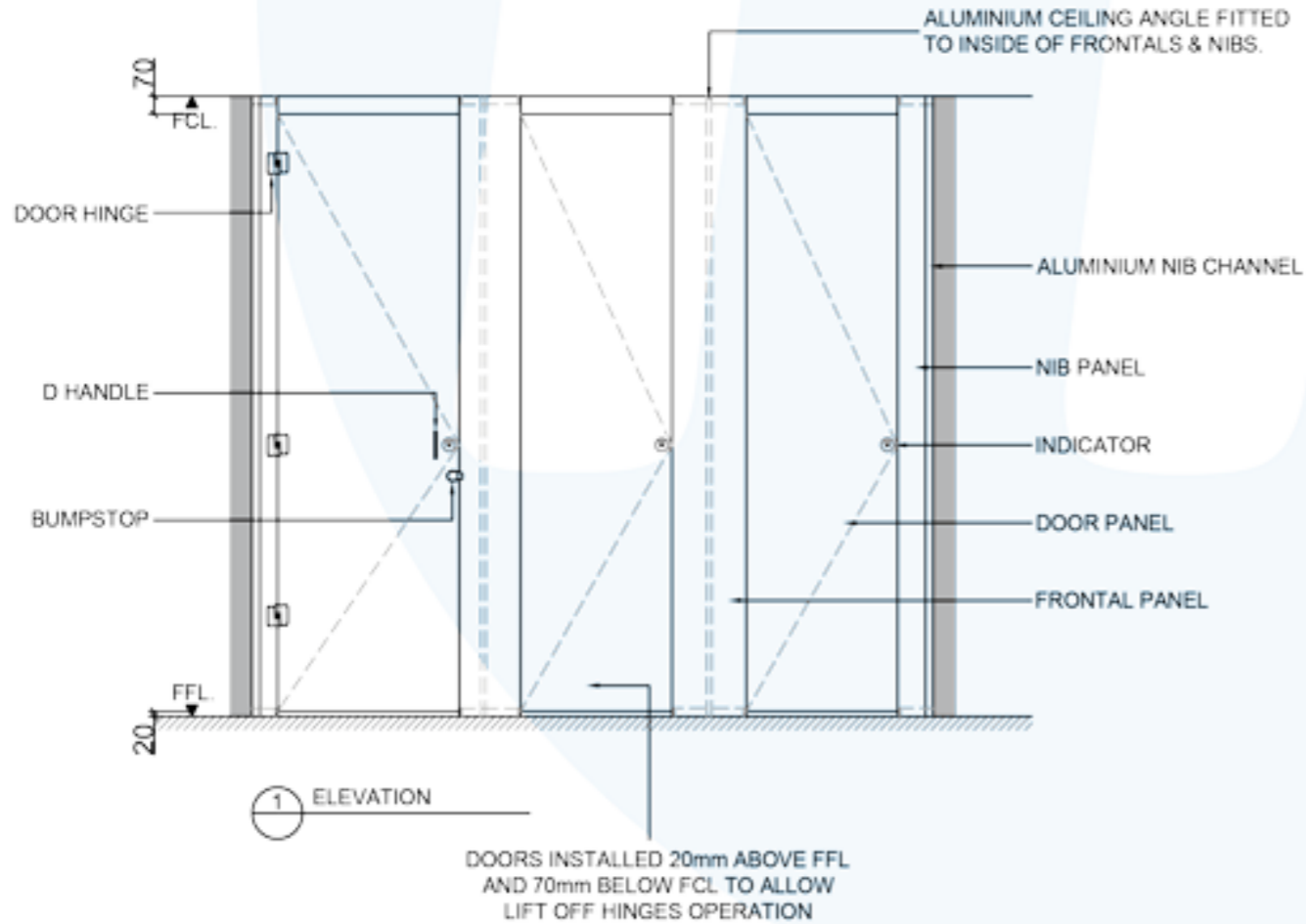
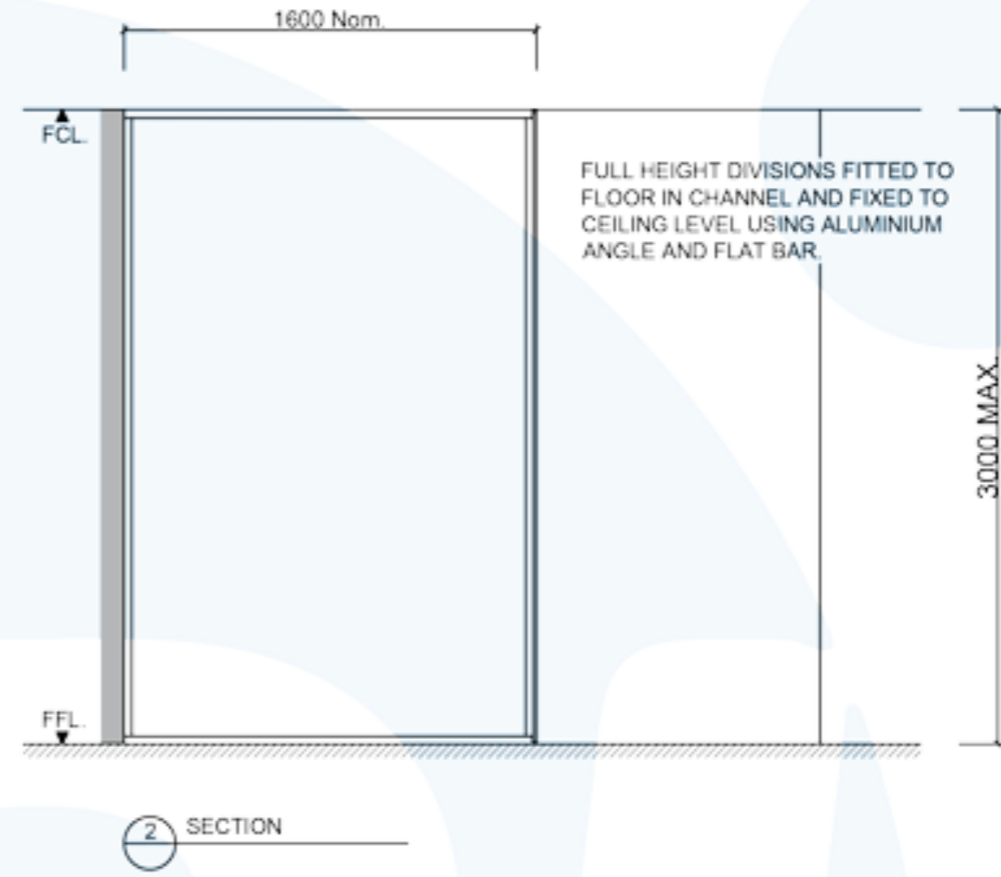
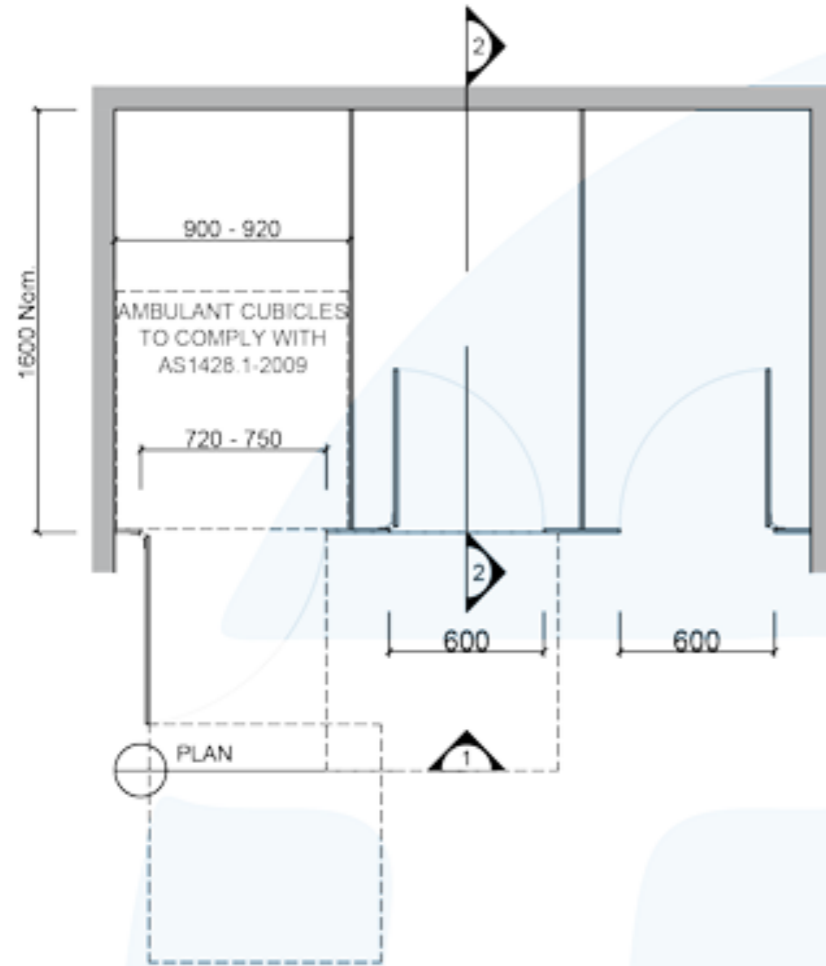
- 13mm Compact Laminate

NOTES:

ALL FIXINGS SCREWS ARE 304 GRADE STAINLESS STEEL

NOT TO SCALE

ALL DIMENSIONS ARE IN MILLIMETRES. FIGURED DIMENSIONS ARE NOMINAL ONLY. DO NOT SCALE OFF DRAWING. THIS DESIGN IS COPYRIGHT AND MAY NOT BE USED WITHOUT THE WRITTEN PERMISSION OF THE DESIGNER



DRAWING

TPI-FH DESIGN

ISSUE / REVISION 02

DWG NO

TPI-FH

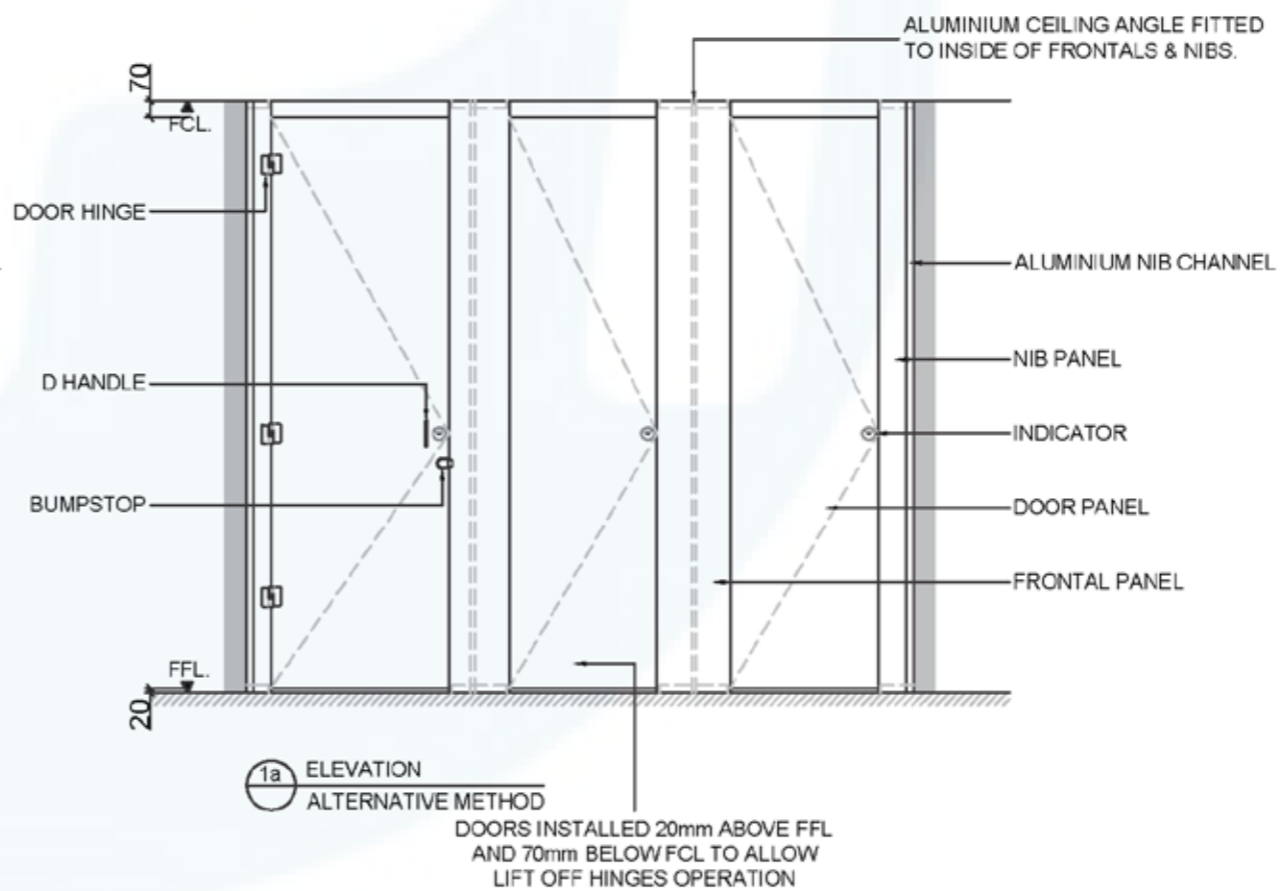
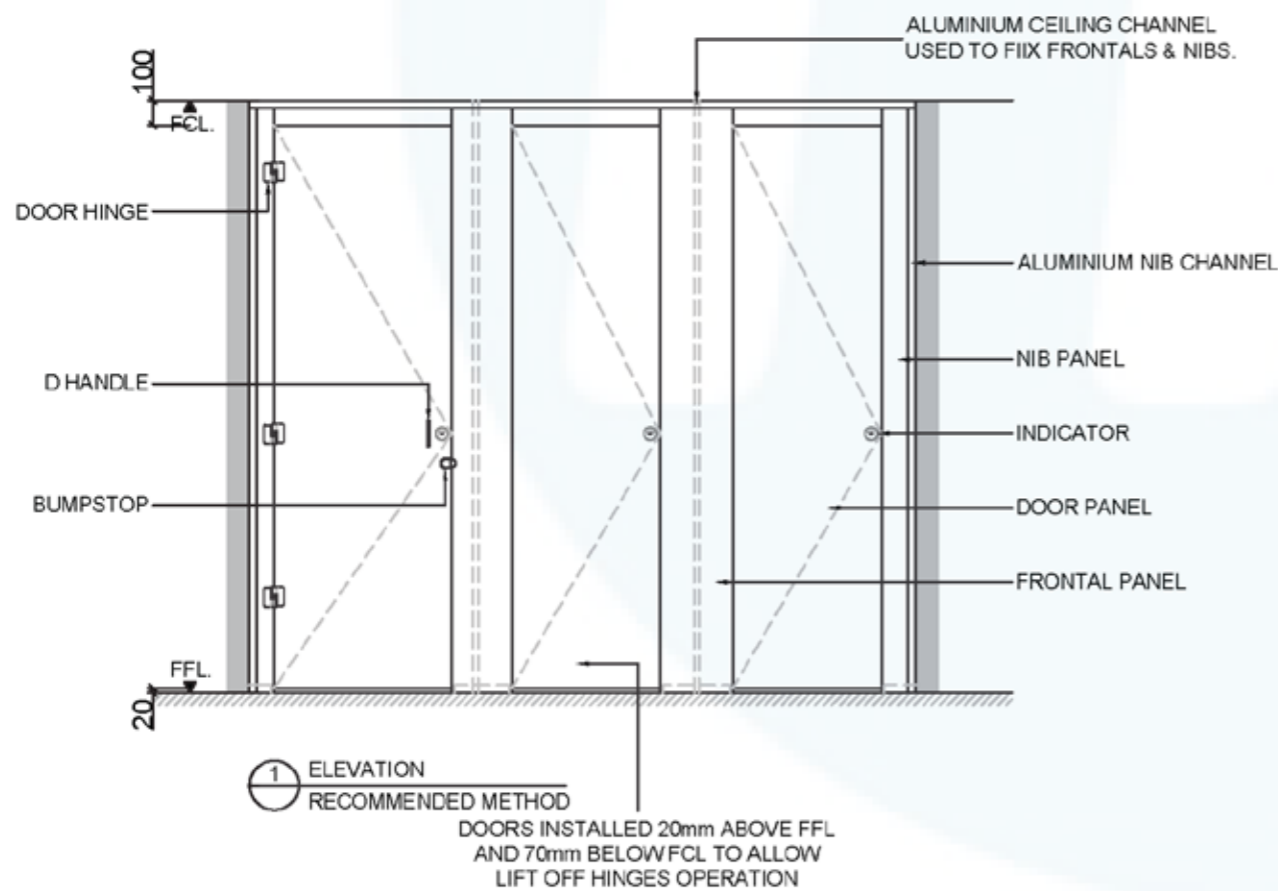
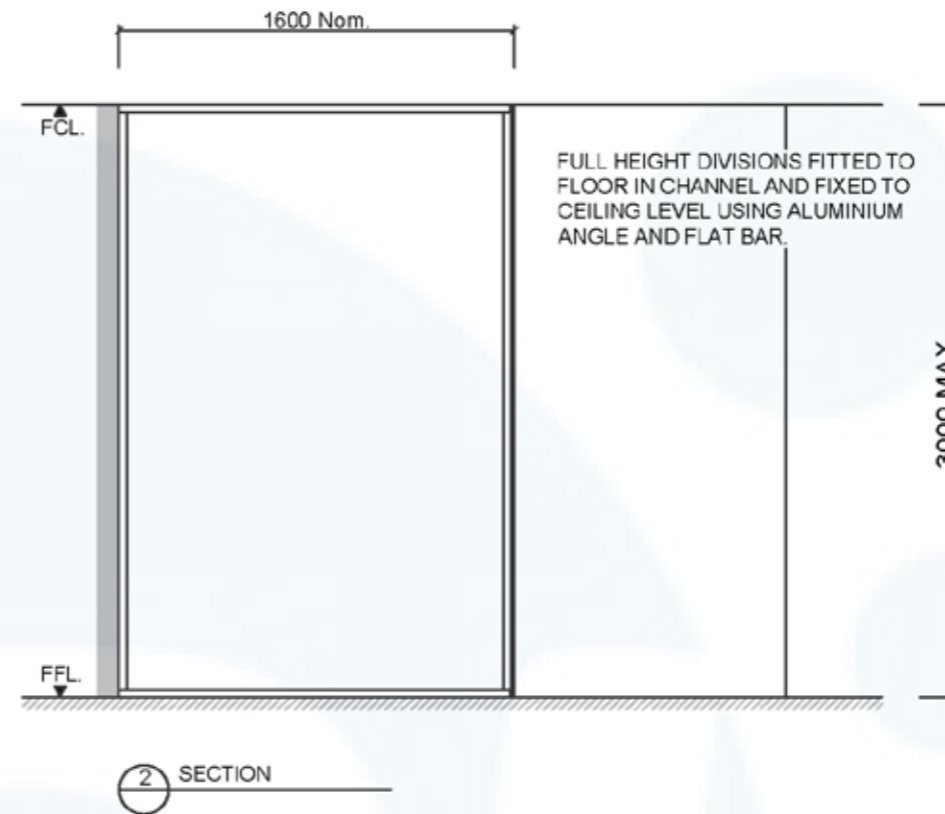
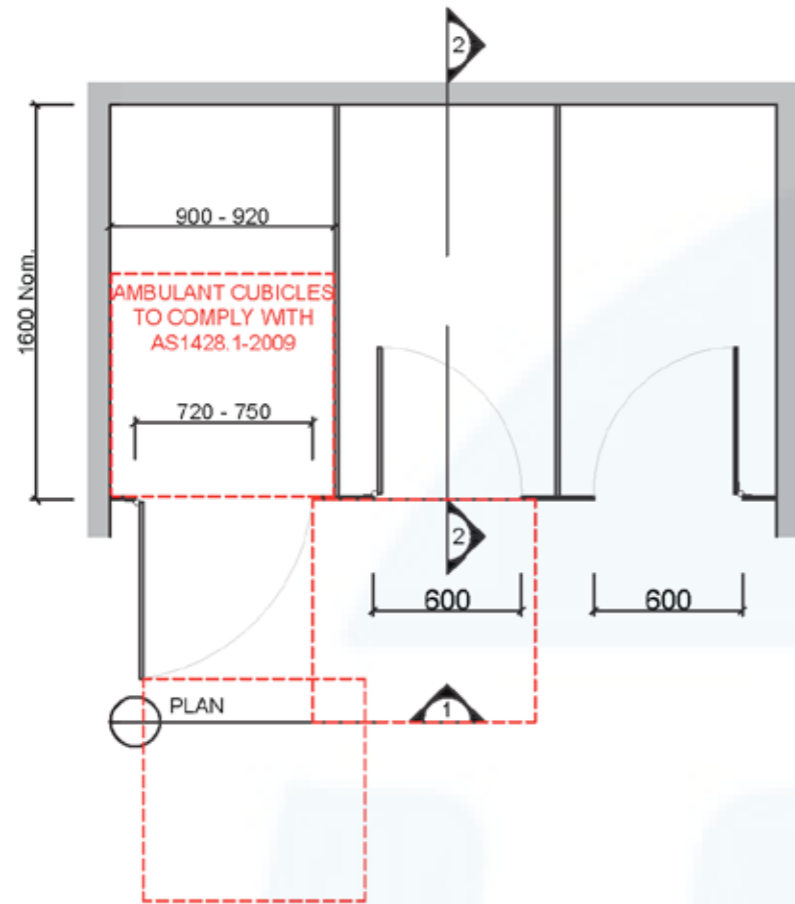
DATE DRAWN 10.5.16

DRAWN BY PB

APPROVED BY:

*MGS*





SYSTEM

TPI-FH: FULL HEIGHT (UNISEX)

MATERIAL AVAILABILITY

- 13mm Compact Laminate

NOTES:

ALL FIXINGS SCREWS ARE 304 GRADE STAINLESS STEEL

NOT TO SCALE

ALL DIMENSIONS ARE IN MILLIMETRES. FIGURED DIMENSIONS ARE NOMINAL ONLY. DO NOT SCALE OFF DRAWING. THIS DESIGN IS COPYRIGHT AND MAY NOT BE USED WITHOUT THE WRITTEN PERMISSION OF THE DESIGNER

DRAWING

TPI-FH DESIGN

ISSUE / REVISION: 03

DWG NO.

TPI-FH

DATE DRAWN 9.4.18

DRAWN BY CAP

APPROVED BY:

*MGS*

