

PRODUCT DETAILS



SHOWER – FLOOR MOUNTED OVERHEAD BRACED (FO-S)



TPI's Floor Mounted Overhead Braced (FO) cubicle is fixed to the floor by an angle or hidden pins, then braced overhead with an aluminium channel making it a solid performer in high-volume environments. The soaring verticals gives it a modern feel, making it at home in destination retail as well as schools and sports facilities.

Rough-house strength, good economy and a contemporary feel all in one.

Mounted directly to the floor, the FO cubicle is constructed using Compact Laminate or prestigious Stone: materials guaranteed to perform well wet.

Available as Supply & Install.

Available as Supply only.

How to Specify TPI's Recommended Configuration

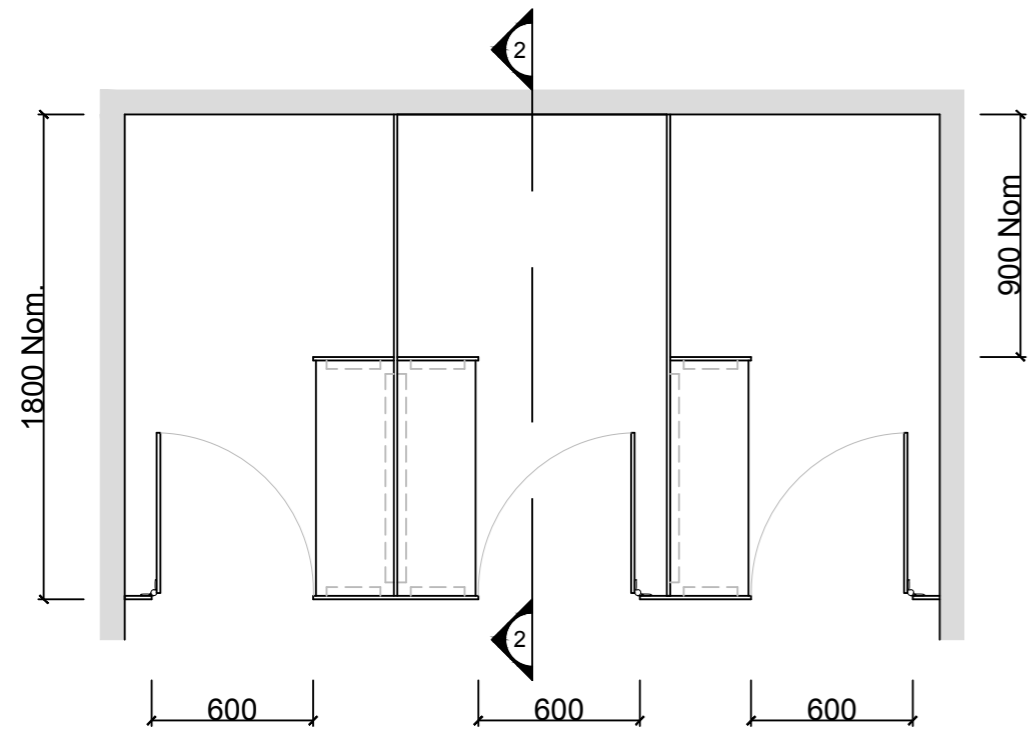
TPI FO-S-13CL Floor Mounted Overhead Braced Shower with seat/shelf and splash nib in 13mm Compact Laminate. With Modulux® Total Privacy Solution. Door Furniture to be Metlam Xcel series. Aluminium to be Square Clear Anodised. Screw fixing.

Additional Information

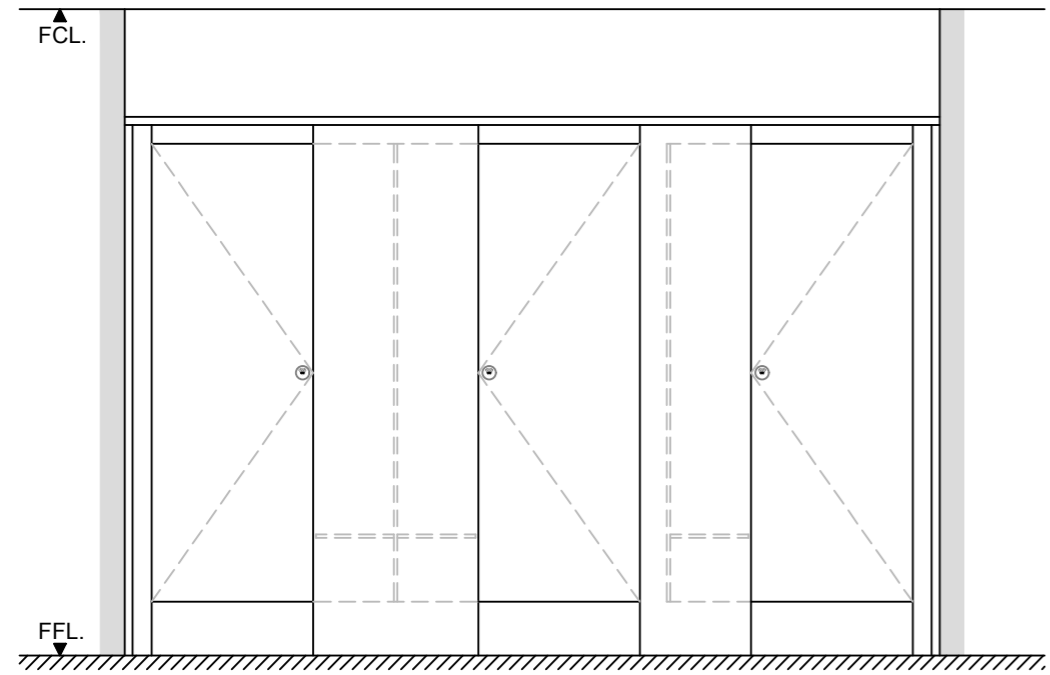
Standard Dimensions	Height: 2000mm (standard) Depth: 1800mm nominal Frontal: 300mm minimum (w) Doors: 1700mm (h) x 595mm (w) – 600mm opening Ambulant Doors: 1700 mm (h) x 720-750mm (w) Shower Seat: 300mm x 900mm nominal Splash Nib: 300mm x 1700mm nominal Floor Clearance: 200mm
Material Options	13mm Compact Laminate 20mm Stone
Privacy Edge (optional)	TPI's patented Modulux® Total Privacy Solution for the ultimate in cubicle privacy (available only in 13mm Compact Laminate).
Door Furniture	Metlam® Xcel series (standard) Metlam® Xcel series Black (optional) Novas Pinnacle (optional) Novas Ultima (optional) Metlam® 300 (optional)
Aluminium Profile	Square Clear Anodised Square Powdercoated

A Division of Toilet Partition Industries Pty Ltd ABN 51 075 780 371

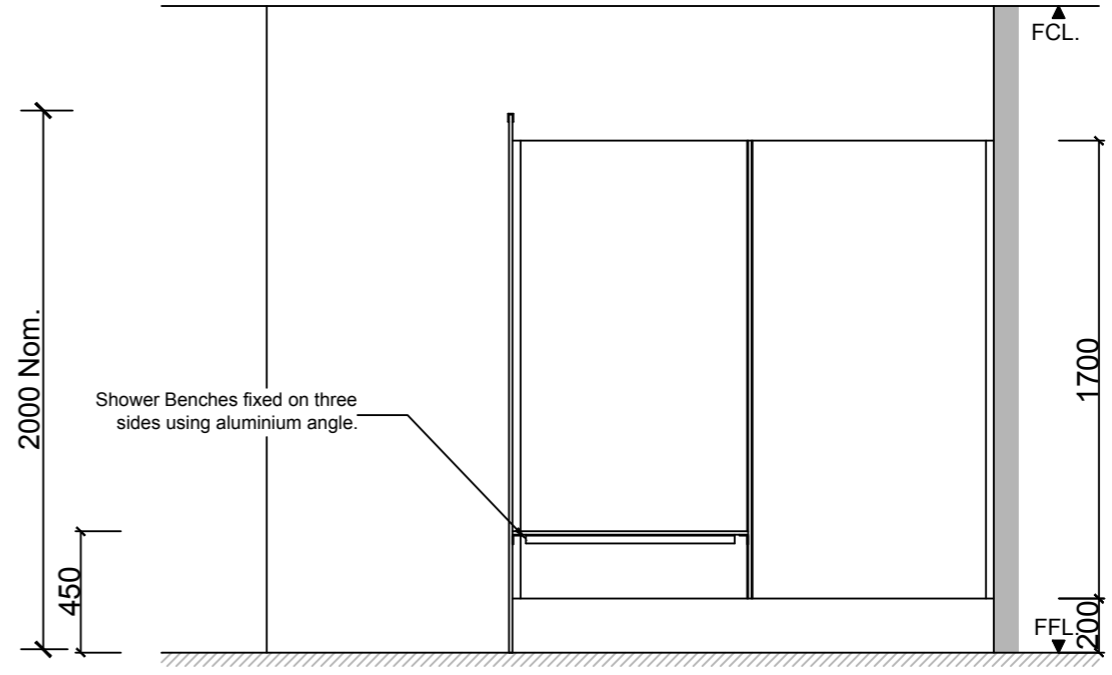
Head office: 123 Eldridge Rd Condell Park NSW 2200 Postal: PO Box 383 Condell Park NSW 2200
Phone: 02 9709 6501 or 1300 400 711 Fax: 02 9709 6641 E-mail: info@tpi.net.au www.tpi.net.au
Australia Wide | New Zealand | Singapore | China, Hong Kong, Macau.



1



1 FRONT ELEVATION



2 SECTION

SYSTEM

TPI-FO-S: FLOOR MOUNTED & OVERHEAD BRACED - SHOWER

MATERIAL AVAILABILITY

- 13mm Compact Laminate
- 19mm Nuvex Saniboard

NOTES:

ALL FIXINGS SCREWS ARE 304 GRADE STAINLESS STEEL

NOT TO SCALE

ALL DIMENSIONS ARE IN MILLIMETRES. FIGURED DIMENSIONS ARE NOMINAL ONLY. DO NOT SCALE OFF DRAWING. THIS DESIGN IS COPYRIGHT AND MAY NOT BE USED WITHOUT THE WRITTEN PERMISSION OF THE DESIGNER

DRAWING

TPI-FO-S DETAILED DESIGN

ISSUE / REVISION: 03

DWG NO.

TPI-FO-S

DATE DRAWN 27.3.17

DRAWN BY CAP

MGS

