

PRODUCT DETAILS



TOILET CUBICLE – BLADE MOUNTED FREE STANDING (BF)



TPI's BF cubicle draws a simple top line by eliminating the overhead door brace. This extra top space makes the BF an excellent choice for low ceiling rooms. A recommended option for offices and restaurants needing a clean, upmarket tone.

With its stainless steel blade mounts, no panel touches the floor, allowing construction from classic structural board. This opens up a wide range of colours and textures and allows matching with other joinery finishes. For prestige projects, the BF is well suited to genuine timber veneer.

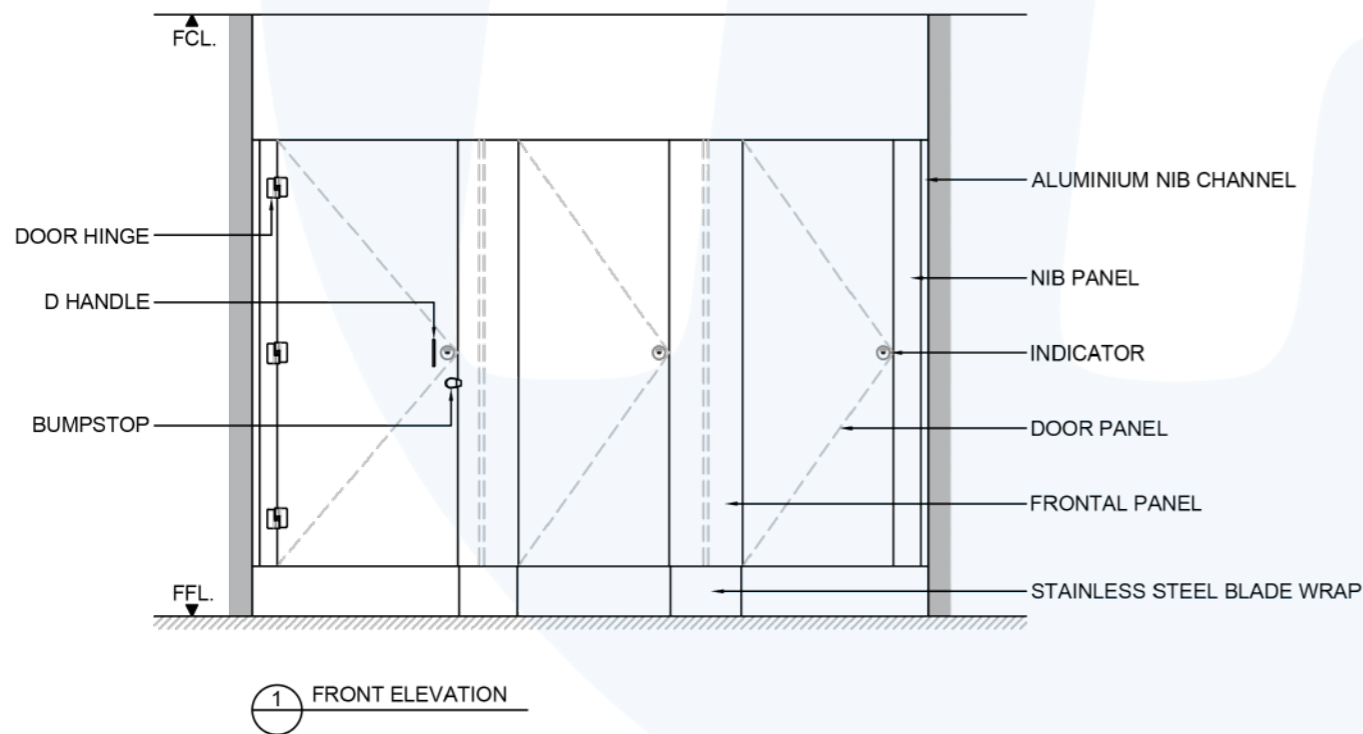
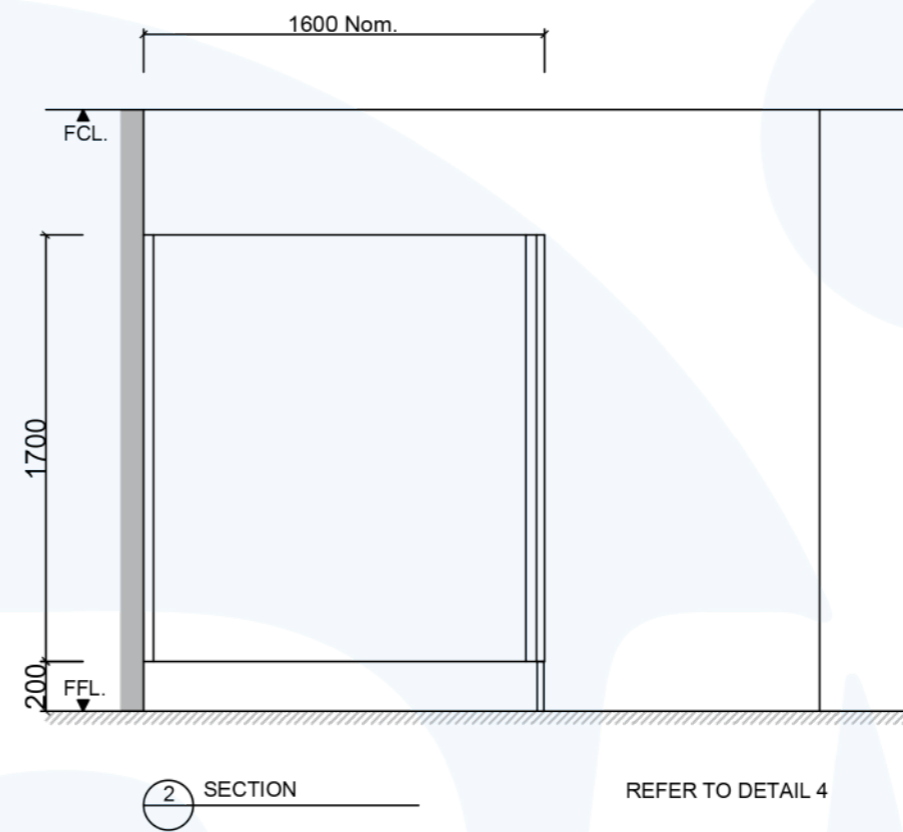
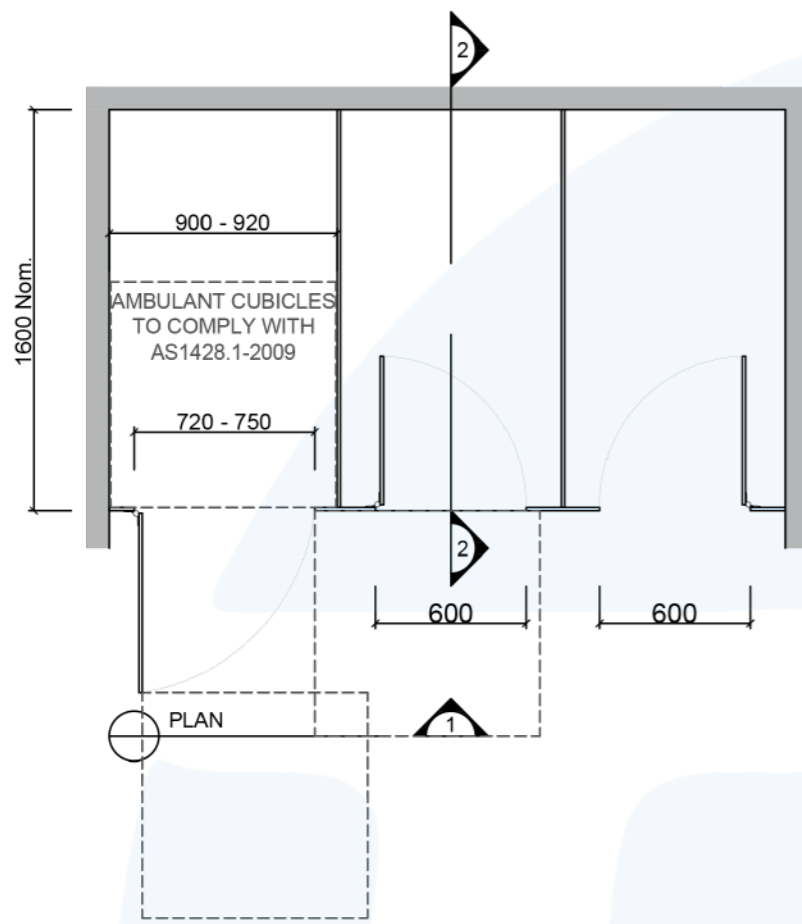
Available as Supply & Install only.

How to Specify TPI's Recommended Configuration

TPI BF32L Blade Mounted Free Standing in 32mm Laminated Board. Door Furniture to be Metlam® Xcel series. Aluminium to be Square Clear Anodised. Screw fixing

Additional Information

Standard Dimensions	Height: 1900mm (maximum) Depth: 1600mm nominal Frontal: 260mm minimum (w) for structural integrity Doors: 1700mm (h) x 595mm – 600mm opening Ambulant Doors: 1700mm(h) x 720-750 MM (w) Floor Clearance: 200mm
Material Options	32mm Laminated Board 32mm Timber Veneer
Door Furniture	Metlam® Xcel series (standard) Metlam® Xcel series Black (optional) Novas Pinnacle (optional) Novas Ultima (optional) Metlam® 300 (optional) Allgood Modric (optional 32mm board only)
Aluminium Profile	Square Clear Anodised Square Powdercoated



SYSTEM
TPI-BF: BLADE MOUNTED FREE STANDING

MATERIAL AVAILABILITY

- 32mm Laminated MR MDF w/ 18mm Divisions
- 32mm Timber Veneer w/ 18mm Divisions

NOTES:
ALL FIXINGS SCREWS ARE 304 GRADE STAINLESS STEEL

NOT TO SCALE
ALL DIMENSIONS ARE IN MILLIMETRES. FIGURED DIMENSIONS ARE NOMINAL ONLY. DO NOT SCALE OFF DRAWING. THIS DESIGN IS COPYRIGHT AND MAY NOT BE USED WITHOUT THE WRITTEN PERMISSION OF THE DESIGNER

DRAWING
TPI-BF DESIGN

ISSUE / REVISION: 02

DWG NO.

TPI-BF

DATE DRAWN 10.5.16

DRAWN BY PB

APPROVED BY:

M GS

